

Dicembre  
2015



 ECOLINEA

Maniglie e Coordinati per Infissi

  
**Battisti**



# Maniglie e Coordinati per Infissi

Panoramica generale



Ecolinea Maniglie Inox

1

# Ecolinea Maniglie Inox

6

Maniglie per porte & finestre



17

Pomolo per porte



19

Maniglioni alzanti



22

Maniglioni Profilo Tond



32

Maniglioni Profilo Quadro



37

Fissaggi Maniglioni



39

Accessori



45

Maniglie incasso



Indice Categoria

4

Maniglie e Coordinati per Infissi

# Maniglie per porte & finestre



**ECO10530**  
**Atlanta** maniglie **Inox**  
per porte & finestre

6



**ECO10510**  
**Boston** maniglie **Inox**  
per porte & finestre

7



**ECO10570**  
**Chicago** maniglie **Inox**  
per porte & finestre

8



**ECO10540**  
**Columbus** maniglie **Inox**  
per porte & finestre

9



**ECO10520**  
**Houston** maniglie **Inox**  
per porte & finestre

10



**ECO10580**  
**Orlando** maniglie **Inox**  
per porte & finestre

11



**ECO10590**  
**Philadelphia** maniglie  
**Inox** per porte & finestre

12



**ECO10560**  
**Richmond** maniglie **Inox**  
per porte & finestre

13



**ECO10600**  
**Phoenix Q** maniglie **Inox**  
per porte & finestre

14



**ECO10550**  
**Seattle Q** maniglie **Inox**  
per porte & finestre

15



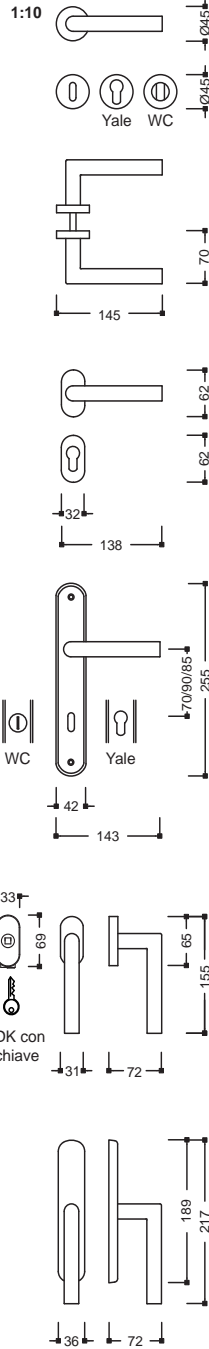
ECO 10530

Inox satinato AISI 304 L

1 Maniglie per porte & finestre



Inox



90 01	Atlanta Inox Sat.304 Maniglia rosetta tonda Patent	28,090	PZ	1
90 02	Atlanta Inox Sat.304 Maniglia rosetta tonda Yale	28,090	PZ	1
90 03	Atlanta Inox Sat.304 Maniglia rosetta ovale Patent	21,200	PZ	1
90 04	Atlanta Inox Sat.304 Maniglia rosetta ovale Yale	21,200	PZ	1
90 05	Atlanta Inox Sat.304 Maniglia rosetta tonda Chiav.Wc	55,006	PZ	1
90 08	Atlanta Inox Sat.304 Maniglia placca 8/70 Patent	37,100	PZ	1
90 09	Atlanta Inox Sat.304 Maniglia placca 8/90 Patent	37,100	PZ	1
90 10	Atlanta Inox Sat.304 Maniglia placca Yale	37,100	PZ	1
90 13	Atlanta Inox Sat.304 Maniglia placca 8/70 Chiavist.WC	49,820	PZ	1
90 14	Atlanta Inox Sat.304 Maniglia placca 8/90 Chiavist.WC	49,820	PZ	1
90 20	Atlanta Inox Sat.304 Martellina DK 7/40	12,720	PZ	2
90 22	Atlanta Inox Sat.304 Martellina DK 7/40 c/pulsante	44,520	PZ	2
90 23	Atlanta Inox Sat.304 Martellina DK 7/40 c/chiave	57,240	PZ	2
90 26	Atlanta Inox Sat.304 Crem.imp.man. copriv.(sen.mov.)	20,670	PZ	2

Inox satinato AISI 316

95 01	Atlanta Inox Sat.316 Maniglia rosetta tonda Patent	43,460	PZ	1
95 02	Atlanta Inox Sat.316 Maniglia rosetta tonda Yale	43,460	PZ	1
95 03	Atlanta Inox Sat.316 Maniglia rosetta ovale Patent	48,760	PZ	1
95 04	Atlanta Inox Sat.316 Maniglia rosetta ovale Yale	48,760	PZ	1
95 05	Atlanta Inox Sat.316 Maniglia rosetta tonda Chiav.Wc	76,320	PZ	1
95 08	Atlanta Inox Sat.316 Maniglia placca 8/70 Patent	58,300	PZ	1
95 09	Atlanta Inox Sat.316 Maniglia placca 8/90 Patent	58,300	PZ	1
95 10	Atlanta Inox Sat.316 Maniglia placca Yale	58,300	PZ	1
95 13	Atlanta Inox Sat.304 Maniglia placca 8/70 Chiavist.WC	67,840	PZ	1
95 14	Atlanta Inox Sat.316 Maniglia placca 8/90 Chiavist.WC	67,840	PZ	1
95 20	Atlanta Inox Sat.316 Martellina DK 7/40	19,080	PZ	2
95 22	Atlanta Inox Sat.316 Martellina DK 7/40 c/pulsante	48,760	PZ	2
95 23	Atlanta Inox Sat.316 Martellina DK 7/40 c/chiave	62,540	PZ	2
95 26	Atlanta Inox Sat.316 Crem.imp.man. copriv.(sen.mov.)	21,200	PZ	2

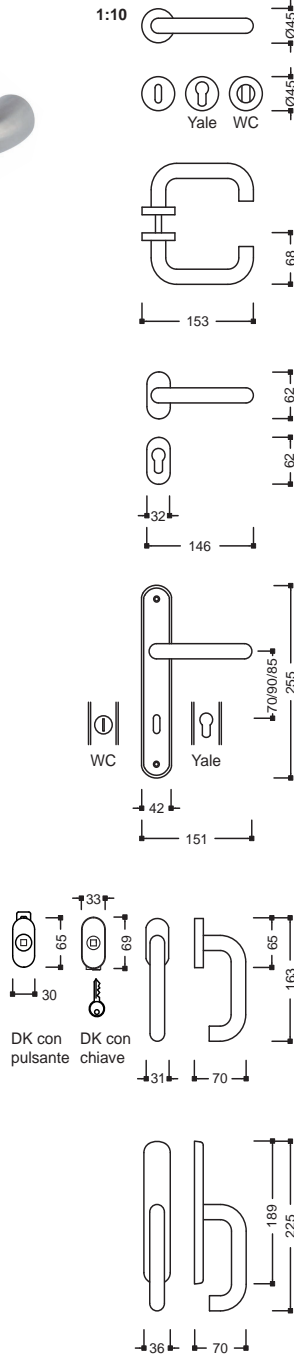


ECO 10510

Inox Satinato AISI 304 L



Inox



90 01	Boston <b>Inox Sat.304</b> Maniglia rosetta tonda Patent	28,090 PZ	1
90 02	Boston <b>Inox Sat.304</b> Maniglia rosetta tonda Yale	28,090 PZ	1
90 03	Boston <b>Inox Sat.304</b> Maniglia rosetta ovale Patent	21,200 PZ	1
90 04	Boston <b>Inox Sat.304</b> Maniglia rosetta ovale Yale	21,200 PZ	1
90 05	Boston <b>Inox Sat.304</b> Maniglia rosetta tonda Chiav.Wc	45,580 PZ	1
90 08	Boston <b>Inox Sat.304</b> Maniglia placca 8/70 Patent	37,100 PZ	1
90 09	Boston <b>Inox Sat.304</b> Maniglia placca 8/90 Patent	37,100 PZ	1
90 10	Boston <b>Inox Sat.304</b> Maniglia placca Yale	37,100 PZ	1
90 13	Boston <b>Inox Sat.304</b> Maniglia placca 8/70 Chiavist.WC	49,820 PZ	1
90 14	Boston <b>Inox Sat.304</b> Maniglia placca 8/90 Chiavist.WC	49,820 PZ	1
90 20	Boston <b>Inox Sat.304</b> Martellina DK 7/40	12,720 PZ	2
90 22	Boston <b>Inox Sat.304</b> Martellina DK 7/40 c/pulsante	44,520 PZ	2
90 23	Boston <b>Inox Sat.304</b> Martellina DK 7/40 c/chiave	57,240 PZ	2
90 26	Boston <b>Inox Sat.304</b> Crem.Imp.man. copriv.(sen.mov.)	20,670 PZ	2

Inox Satinato AISI 316

95 01	Boston <b>Inox Sat.316</b> Maniglia rosetta tonda Patent	43,460 PZ	1
95 02	Boston <b>Inox Sat.316</b> Maniglia rosetta tonda Yale	43,460 PZ	1
95 03	Boston <b>Inox Sat.316</b> Maniglia rosetta ovale Patent	48,760 PZ	1
95 04	Boston <b>Inox Sat.316</b> Maniglia rosetta ovale Yale	48,760 PZ	1
95 05	Boston <b>Inox Sat.316</b> Maniglia rosetta tonda Chiav.Wc	76,850 PZ	1
95 08	Boston <b>Inox Sat.316</b> Maniglia placca 8/70 Patent	58,300 PZ	1
95 09	Boston <b>Inox Sat.316</b> Maniglia placca 8/90 Patent	58,300 PZ	1
95 10	Boston <b>Inox Sat.316</b> Maniglia placca Yale	58,300 PZ	1
95 13	Boston <b>Inox Sat.316</b> Maniglia placca 8/70 Chiavist.WC	67,840 PZ	1
95 14	Boston <b>Inox Sat.316</b> Maniglia placca 8/90 Chiavist.WC	67,840 PZ	1
95 20	Boston <b>Inox Sat.316</b> Martellina DK 7/40	19,080 PZ	2
95 22	Boston <b>Inox Sat.316</b> Martellina DK 7/40 c/pulsante	48,760 PZ	2
95 23	Boston <b>Inox Sat.316</b> Martellina DK 7/40 c/chiave	111,300 PZ	2
95 26	Boston <b>Inox Sat.316</b> Crem.Imp.man. copriv.(sen.mov.)	21,200 PZ	2



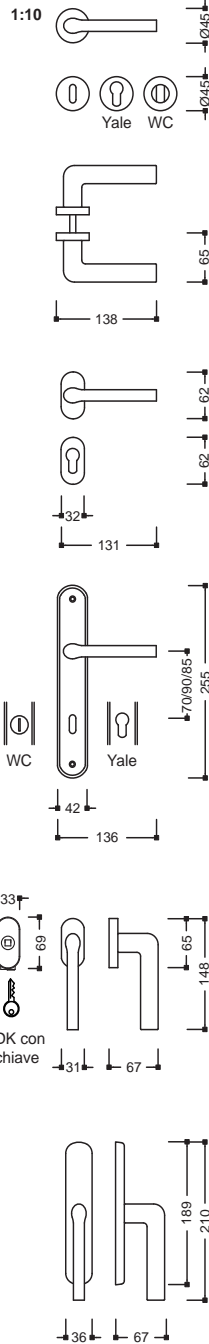
ECO 10570

Inox Satinato AISI 304 L

1 Maniglie per porte & finestre



Inox



90 01	Chicago Inox Sat.304 Maniglia rosetta tonda Patent	60,420	PZ	1
90 02	Chicago Inox Sat.304 Maniglia rosetta tonda Yale	60,420	PZ	1
90 03	Chicago Inox Sat.304 Maniglia rosetta ovale Patent	55,120	PZ	1
90 04	Chicago Inox Sat.304 Maniglia rosetta ovale Yale	55,120	PZ	1
90 05	Chicago Inox Sat.304 Maniglia rosetta tonda Chiav.Wc	60,420	PZ	1
90 08	Chicago Inox Sat.304 Maniglia placca 8/70 Patent	82,680	PZ	1
90 09	Chicago Inox Sat.304 Maniglia placca 8/90 Patent	82,680	PZ	1
90 10	Chicago Inox Sat.304 Maniglia placca Yale	82,680	PZ	1
90 13	Chicago Inox Sat.304 Maniglia placca 8/70 Chiavist.WC	95,400	PZ	1
90 14	Chicago Inox Sat.304 Maniglia placca 8/90 Chiavist.WC	95,400	PZ	1
90 20	Chicago Inox Sat.304 Martellina DK 7/40	30,740	PZ	2
90 22	Chicago Inox Sat.304 Martellina DK 7/40 c/pulsante	62,540	PZ	2
90 23	Chicago Inox Sat.304 Martellina DK 7/40 c/chiave	94,340	PZ	2
90 26	Chicago Inox Sat.304 Crem.Imp.man. copriv.(sen.mov.)	34,556	PZ	2

Inox Satinato AISI 316

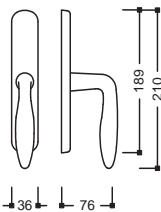
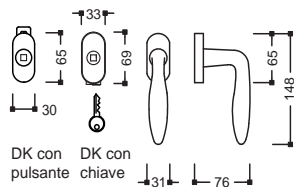
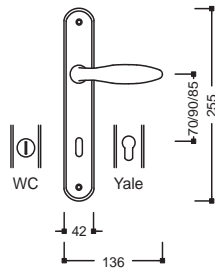
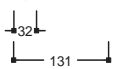
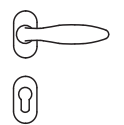
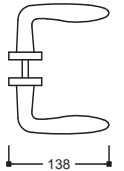
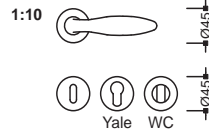
95 01	Chicago Inox Sat.316 Maniglia rosetta tonda Patent	97,520	PZ	1
95 02	Chicago Inox Sat.316 Maniglia rosetta tonda Yale	97,520	PZ	1
95 03	Chicago Inox Sat.316 Maniglia rosetta ovale Patent	103,880	PZ	1
95 04	Chicago Inox Sat.316 Maniglia rosetta ovale Yale	103,880	PZ	1
95 05	Chicago Inox Sat.316 Maniglia rosetta tonda Chiav.Wc	135,680	PZ	1
95 08	Chicago Inox Sat.316 Maniglia placca 8/70 Patent	90,100	PZ	1
95 09	Chicago Inox Sat.316 Maniglia placca 8/90 Patent	90,100	PZ	1
95 10	Chicago Inox Sat.316 Maniglia placca Yale	90,100	PZ	1
95 13	Chicago Inox Sat.316 Maniglia placca 8/70 Chiavist.WC	113,420	PZ	1
95 14	Chicago Inox Sat.316 Maniglia placca 8/90 Chiavist.WC	113,420	PZ	1
95 20	Chicago Inox Sat.316 Martellina DK 7/40	44,520	PZ	2
95 22	Chicago Inox Sat.316 Martellina DK 7/40 c/pulsante	65,720	PZ	2
95 23	Chicago Inox Sat.316 Martellina DK 7/40 c/chiave	97,520	PZ	2
95 26	Chicago Inox Sat.3164 Crem.Imp.man. copriv.(sen.mov.)	40,280	PZ	2




**ECO 10540**
**Inox Satinato AISI 304 L**


Inox

1:10



<b>90 01</b>	Columbus <b>Inox Sat.304</b> Maniglia rosetta tonda Patent	30,740 PZ	1
<b>90 02</b>	Columbus <b>Inox Sat.304</b> Maniglia rosetta tonda Yale	30,740 PZ	1
<b>90 03</b>	Columbus <b>Inox Sat.304</b> Maniglia rosetta ovale Patent	32,860 PZ	1
<b>90 04</b>	Columbus <b>Inox Sat.304</b> Maniglia rosetta ovale Yale	32,860 PZ	1
<b>90 05</b>	Columbus <b>Inox Sat.304</b> Maniglia rosetta tonda Chiav.Wc	41,340 PZ	1
<b>90 08</b>	Columbus <b>Inox Sat.304</b> Maniglia placca 8/70 Patent	43,460 PZ	1
<b>90 09</b>	Columbus <b>Inox Sat.304</b> Maniglia placca 8/90 Patent	43,460 PZ	1
<b>90 10</b>	Columbus <b>Inox Sat.304</b> Maniglia placca Yale	43,460 PZ	1
<b>90 13</b>	Columbus <b>Inox Sat.304</b> Maniglia placca 8/70 Chiavist.WC	58,300 PZ	1
<b>90 14</b>	Columbus <b>Inox Sat.304</b> Maniglia placca 8/90 Chiavist.WC	58,300 PZ	1
<b>90 20</b>	Columbus <b>Inox Sat.304</b> Martellina DK 7/40	14,840 PZ	2
<b>90 22</b>	Columbus <b>Inox Sat.304</b> Martellina DK 7/40 c/pulsante	47,700 PZ	2
<b>90 23</b>	Columbus <b>Inox Sat.304</b> Martellina DK 7/40 c/chiave	47,700 PZ	2
<b>90 26</b>	Columbus <b>Inox Sat.304</b> Crem.Imp.man. copriv.(sen.mov.)	21,200 PZ	2

**Inox Satinato AISI 316**

<b>95 01</b>	Columbus <b>Inox Sat.316</b> Maniglia rosetta tonda Patent	57,240 PZ	1
<b>95 02</b>	Columbus <b>Inox Sat.316</b> Maniglia rosetta tonda Yale	57,240 PZ	1
<b>95 03</b>	Columbus <b>Inox Sat.316</b> Maniglia rosetta ovale Patent	68,900 PZ	1
<b>95 04</b>	Columbus <b>Inox Sat.316</b> Maniglia rosetta ovale Yale	68,900 PZ	1
<b>95 05</b>	Columbus <b>Inox Sat.316</b> Maniglia rosetta tonda Chiav.Wc	87,450 PZ	1
<b>95 08</b>	Columbus <b>Inox Sat.316</b> Maniglia placca 8/70 Patent	61,480 PZ	1
<b>95 09</b>	Columbus <b>Inox Sat.316</b> Maniglia placca 8/90 Patent	61,480 PZ	1
<b>95 10</b>	Columbus <b>Inox Sat.316</b> Maniglia placca Yale	61,480 PZ	1
<b>95 13</b>	Columbus <b>Inox Sat.316</b> Maniglia placca 8/70 Chiavist.WC	71,020 PZ	1
<b>95 14</b>	Columbus <b>Inox Sat.316</b> Maniglia placca 8/90 Chiavist.WC	71,020 PZ	1
<b>95 20</b>	Columbus <b>Inox Sat.316</b> Martellina DK 7/40	28,620 PZ	2
<b>95 22</b>	Columbus <b>Inox Sat.316</b> Martellina DK 7/40 c/pulsante	55,120 PZ	2
<b>95 23</b>	Columbus <b>Inox Sat.316</b> Martellina DK 7/40 c/chiave	67,840 PZ	2
<b>95 26</b>	Columbus <b>Inox Sat.316</b> Crem.Imp.man. copriv.(sen.mov.)	24,380 PZ	2



ECO 10520

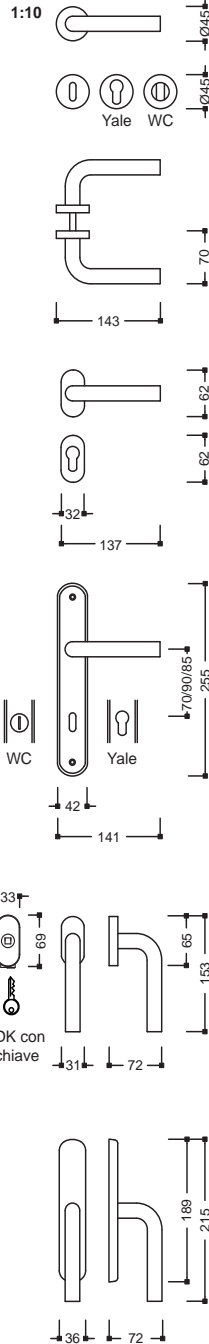
Inox Satinato AISI 304 L

1

Maniglie per porte & finestre



Inox



90 01	Houston <b>Inox Sat.304</b> Maniglia rosetta tonda Patent	28,090 PZ	1
90 02	Houston <b>Inox Sat.304</b> Maniglia rosetta tonda Yale	28,090 PZ	1
90 03	Houston <b>Inox Sat.304</b> Maniglia rosetta ovale Patent	21,200 PZ	1
90 04	Houston <b>Inox Sat.304</b> Maniglia rosetta ovale Yale	21,200 PZ	1
90 05	Houston <b>Inox Sat.304</b> Maniglia rosetta tonda Chiavist. WC	45,580 PZ	1
90 08	Houston <b>Inox Sat.304</b> Maniglia placca 8/70 Patent	37,100 PZ	1
90 09	Houston <b>Inox Sat.304</b> Maniglia placca 8/90 Patent	37,100 PZ	1
90 10	Houston <b>Inox Sat.304</b> Maniglia placca Yale	37,100 PZ	1
90 13	Houston <b>Inox Sat.304</b> Maniglia placca 8/70 Chiavist.WC	49,820 PZ	1
90 14	Houston <b>Inox Sat.304</b> Maniglia placca 8/90 Chiavist.WC	49,820 PZ	1
90 20	Houston <b>Inox Sat.304</b> Martellina DK 7/40	12,720 PZ	2
90 22	Houston <b>Inox Sat.304</b> Martellina DK 7/40 c/pulsante	44,520 PZ	2
90 23	Houston <b>Inox Sat.304</b> Martellina DK 7/40 c/chiave	57,240 PZ	2
90 26	Houston Lite <b>Inox</b> Crem.Imp.man.copriv.(sen.mov.)	25,783 PZ	2

Inox Satinato AISI 316

95 01	Houston <b>Inox Sat.316</b> Maniglia rosetta tonda Patent	43,460 PZ	1
95 02	Houston <b>Inox Sat.316</b> Maniglia rosetta tonda Yale	43,460 PZ	1
95 03	Houston <b>Inox Sat.316</b> Maniglia rosetta ovale Patent	48,760 PZ	1
95 04	Houston <b>Inox Sat.316</b> Maniglia rosetta ovale Yale	48,760 PZ	1
95 05	Houston <b>Inox Sat.316</b> Maniglia rosetta tonda Chiavist. WC	76,850 PZ	1
95 08	Houston <b>Inox Sat.316</b> Maniglia placca 8/70 Patent	58,300 PZ	1
95 09	Houston <b>Inox Sat.316</b> Maniglia placca 8/90 Patent	58,300 PZ	1
95 10	Houston <b>Inox Sat.316</b> Maniglia placca Yale	58,300 PZ	1
95 13	Houston <b>Inox Sat.316</b> Maniglia placca 8/70 Chiavist.WC	67,840 PZ	1
95 14	Houston <b>Inox Sat.316</b> Maniglia placca 8/90 Chiavist.WC	67,840 PZ	1
95 20	Houston <b>Inox Sat.316</b> Martellina DK 7/40	19,080 PZ	2
95 22	Houston <b>Inox Sat.316</b> Martellina DK 7/40 c/pulsante	48,760 PZ	2
95 23	Houston <b>Inox Sat.316</b> Martellina DK 7/40 c/chiave	62,540 PZ	2
95 26	Houston Lite <b>Inox</b> Crem.Imp.man.copriv.(sen.mov.)	21,200 PZ	2

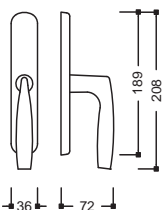
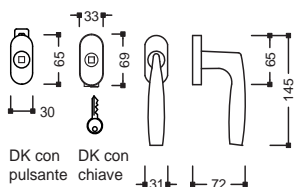
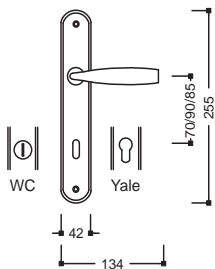
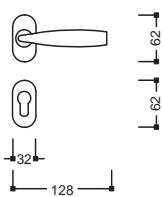
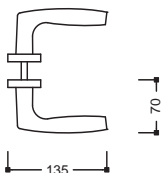


ECO 10580

Inox Satinato AISI 304 L



Inox



90 01	Orlando <b>Inox Sat.304</b> Maniglia rosetta tonda Patent	48,760 PZ	1
90 02	Orlando <b>Inox Sat.304</b> Maniglia rosetta tonda Yale	48,760 PZ	1
90 03	Orlando <b>Inox Sat.304</b> Maniglia rosetta ovale Patent	55,120 PZ	1
90 04	Orlando <b>Inox Sat.304</b> Maniglia rosetta ovale Yale	55,120 PZ	1
90 05	Orlando <b>Inox Sat.304</b> Maniglia rosetta tonda Chiav.Wc	60,420 PZ	1
90 08	Orlando <b>Inox Sat.304</b> Maniglia placca 8/70 Patent	64,660 PZ	1
90 09	Orlando <b>Inox Sat.304</b> Maniglia placca 8/90 Patent	64,660 PZ	1
90 10	Orlando <b>Inox Sat.304</b> Maniglia placca Yale	64,660 PZ	1
90 13	Orlando <b>Inox Sat.304</b> Maniglia placca 8/70 Chiavist.WC	79,500 PZ	1
90 14	Orlando <b>Inox Sat.304</b> Maniglia placca 8/90 Chiavist.WC	79,500 PZ	1
90 20	Orlando <b>Inox Sat.304</b> Martellina DK 7/40	30,740 PZ	2
90 22	Orlando <b>Inox Sat.304</b> Martellina DK 7/40 c/pulsante	59,360 PZ	2
90 23	Orlando <b>Inox Sat.304</b> Martellina DK 7/40 c/chiave	91,160 PZ	2
90 26	Orlando <b>Inox Sat.304</b> Crem.Imp.man. copriv.(sen.mov.)	32,860 PZ	2

Inox Satinato AISI 316

95 01	Orlando <b>Inox Sat.316</b> Maniglia rosetta tonda Patent	94,340 PZ	1
95 02	Orlando <b>Inox Sat.316</b> Maniglia rosetta tonda Yale	94,340 PZ	1
95 03	Orlando <b>Inox Sat.316</b> Maniglia rosetta ovale Patent	101,760 PZ	1
95 04	Orlando <b>Inox Sat.316</b> Maniglia rosetta ovale Yale	101,760 PZ	1
95 05	Orlando <b>Inox Sat.316</b> Maniglia rosetta tonda Chiav.Wc	131,970 PZ	1
95 08	Orlando <b>Inox Sat.316</b> Maniglia placca 8/70 Patent	87,980 PZ	1
95 09	Orlando <b>Inox Sat.316</b> Maniglia placca 8/90 Patent	87,980 PZ	1
95 10	Orlando <b>Inox Sat.316</b> Maniglia placca Yale	87,980 PZ	1
95 13	Orlando <b>Inox Sat.316</b> Maniglia placca 8/70 Chiavist.WC	79,500 PZ	1
95 14	Orlando <b>Inox Sat.316</b> Maniglia placca 8/90 Chiavist.WC	110,240 PZ	1
95 20	Orlando <b>Inox Sat.316</b> Martellina DK 7/40	40,280 PZ	2
95 22	Orlando <b>Inox Sat.316</b> Martellina DK 7/40 c/pulsante	59,360 PZ	2
95 23	Orlando <b>Inox Sat.316</b> Martellina DK 7/40 c/chiave	91,160 PZ	2
95 26	Orlando <b>Inox Sat.316</b> Crem.Imp.man. copriv.(sen.mov.)	93,280 PZ	2

1  
Maniglie per porte & finestre



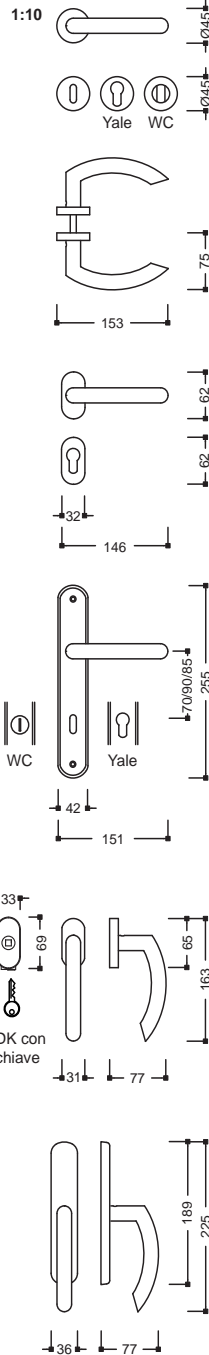


ECO 10560

Inox Satinato AISI 304 L



Inox



90 01	Richmond <b>Inox Sat.304</b> Maniglia rosetta tonda Patent	21,200 PZ	1
90 02	Richmond <b>Inox Sat.304</b> Maniglia rosetta tonda Yale	21,200 PZ	1
90 03	Richmond <b>Inox Sat.304</b> Maniglia rosetta ovale Patent	23,320 PZ	1
90 04	Richmond <b>Inox Sat.304</b> Maniglia rosetta ovale Yale	23,320 PZ	1
90 05	Richmond <b>Inox Sat.304</b> Maniglia rosetta tonda Chiav.Wc	36,040 PZ	1
90 08	Richmond <b>Inox Sat.304</b> Maniglia placca 8/70 Patent	39,220 PZ	1
90 09	Richmond <b>Inox Sat.304</b> Maniglia placca 8/90 Patent	39,220 PZ	1
90 10	Richmond <b>Inox Sat.304</b> Maniglia placca Yale	39,220 PZ	1
90 13	Richmond <b>Inox Sat.304</b> Maniglia placca 8/70 Chiavist.WC	51,940 PZ	1
90 14	Richmond <b>Inox Sat.304</b> Maniglia placca 8/90 Chiavist.WC	51,940 PZ	1
90 20	Richmond <b>Inox Sat.304</b> Martellina DK 7/40	12,720 PZ	2
90 22	Richmond <b>Inox Sat.304</b> Martellina DK 7/40 c/pulsante	45,580 PZ	2
90 23	Richmond <b>Inox Sat.304</b> Martellina DK 7/40 c/chiave	59,360 PZ	2
90 26	Richmond <b>Inox Sat.304</b> Crem.Imp.man. copriv.(sen.mov.)	20,670 PZ	2

Inox Satinato AISI 316

95 01	Richmond <b>Inox Sat.316</b> Maniglia rosetta tonda Patent	45,580 PZ	1
95 02	Richmond <b>Inox Sat.3164</b> Maniglia rosetta tonda Yale	45,580 PZ	1
95 03	Richmond <b>Inox Sat.316</b> Maniglia rosetta ovale Patent	51,940 PZ	1
95 04	Richmond <b>Inox Sat.316</b> Maniglia rosetta ovale Yale	51,940 PZ	1
95 05	Richmond <b>Inox Sat.316</b> Maniglia rosetta tonda Chiav.Wc	83,210 PZ	1
95 08	Richmond <b>Inox Sat.316</b> Maniglia placca 8/70 Patent	58,300 PZ	1
95 09	Richmond <b>Inox Sat.304</b> Maniglia placca 8/90 Patent	58,300 PZ	1
95 10	Richmond <b>Inox Sat.316</b> Maniglia placca Yale	58,300 PZ	1
95 13	Richmond <b>Inox Sat.316</b> Maniglia placca 8/70 Chiavist.WC	51,940 PZ	1
95 14	Richmond <b>Inox Sat.3164</b> Maniglia placca 8/90 Chiavist.WC	67,840 PZ	1
95 20	Richmond <b>Inox Sat.316</b> Martellina DK 7/40	20,140 PZ	2
95 22	Richmond <b>Inox Sat.316</b> Martellina DK 7/40 c/pulsante	48,760 PZ	2
95 23	Richmond <b>Inox Sat.316</b> Martellina DK 7/40 c/chiave	62,540 PZ	2
95 26	Richmond <b>Inox Sat.316</b> Crem.Imp.man. copriv.(sen.mov.)	20,670 PZ	2

1 Maniglie per porte & finestre



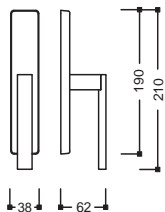
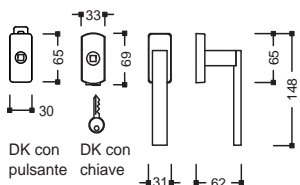
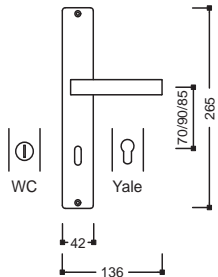
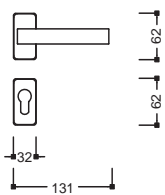
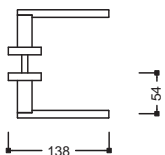
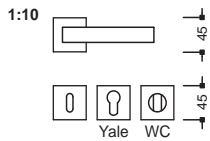
ECO 10600

Inox Satinato AISI 304 L

1  
Maniglie per porte & finestre



Inox



90 01	Phoenix Q Inox Sat.304 Maniglia rosetta quadra Patent	55,120 PZ	1
90 02	Phoenix Q Inox Sat.304 Maniglia rosetta quadra Yale	55,120 PZ	1
90 03	Phoenix Q Inox Sat.304 Maniglia rosetta rettangolare Patent	53,000 PZ	1
90 04	Phoenix Q Inox Sat.304 Maniglia rosetta rettangolare Yale	53,000 PZ	1
90 05	Phoenix Q Inox Sat.304 Maniglia rosetta tonda Chiav.Wc	66,780 PZ	1
90 08	Phoenix Q Inox Sat.304 Maniglia placca 8/70 Patent	74,200 PZ	1
90 09	Phoenix Q Inox Sat.304 Maniglia placca 8/90 Patent	74,200 PZ	1
90 10	Phoenix Q Inox Sat.304 Maniglia placca Yale	74,200 PZ	1
90 13	Phoenix Q Inox Sat.304 Maniglia placca 8/70 Chiavist.WC	90,100 PZ	1
90 14	Phoenix Q Inox Sat.304 Maniglia placca 8/90 Chiavist.WC	90,100 PZ	1
90 20	Phoenix Q Inox Sat.304 Martellina DK 7/40	25,440 PZ	2
90 22	Phoenix Q Inox Sat.304 Martellina DK 7/40 c/pulsante	52,470 PZ	2
90 23	Phoenix Q Inox Sat.304 Martellina DK 7/40 c/chiave	72,080 PZ	2
90 26	Phoenix Q Inox Sat.304 Crem.Imp.man. copriv.(sen.mov.)	22,260 PZ	2

Inox Satinato AISI 316

95 01	Phoenix Q Inox Sat.316 Maniglia rosetta quadra Patent	74,200 PZ	1
95 02	Phoenix Q Inox Sat.316 Maniglia rosetta quadra Yale	74,200 PZ	1
95 03	Phoenix Q Inox Sat.316 Maniglia rosetta rettangolare Patent	78,440 PZ	1
95 04	Phoenix Q Inox Sat.316 Maniglia rosetta rettangolare Yale	78,440 PZ	1
95 05	Phoenix Q Inox Sat.316 Maniglia rosetta tonda Chiav.Wc	91,160 PZ	1
95 08	Phoenix Q Inox Sat.316 Maniglia placca 8/70 Patent	83,740 PZ	1
95 09	Phoenix Q Inox Sat.316 Maniglia placca 8/90 Patent	83,740 PZ	1
95 10	Phoenix Q Inox Sat.316 Maniglia placca Yale	83,740 PZ	1
95 13	Phoenix Q Inox Sat.316 Maniglia placca 8/70 Chiavist.WC	102,820 PZ	1
95 14	Phoenix Q Inox Sat.316 Maniglia placca 8/90 Chiavist.WC	102,820 PZ	1
95 20	Phoenix Q Inox Sat.316 Martellina DK 7/40	32,860 PZ	2
95 22	Phoenix Q Inox Sat.316 Martellina DK 7/40 c/pulsante	61,480 PZ	2
95 23	Phoenix Q Inox Sat.316 Martellina DK 7/40 c/chiave	93,280 PZ	2
95 26	Phoenix Q Inox Sat.316 Crem.Imp.man. copriv.(sen.mov.)	26,500 PZ	2

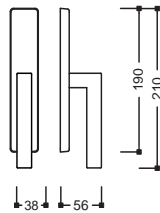
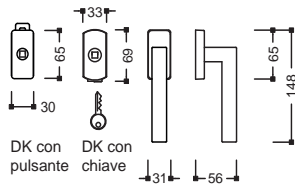
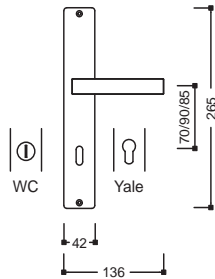
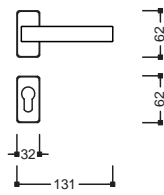
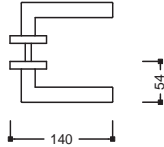
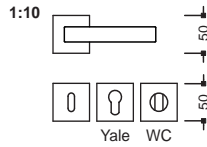


ECO 10550

Inox Satinato AISI 304 L



Inox



90 01	Seattle Q Inox Sat.304 Maniglia rosetta quadra Patent	39,220 PZ	1
90 02	Seattle Q Inox Sat.304 Maniglia rosetta quadra Yale	39,220 PZ	1
90 03	Seattle Q Inox Sat.304 Maniglia rosetta rettangolare Patent	37,100 PZ	1
90 04	Seattle Q Inox Sat.304 Maniglia rosetta rettangolare Yale	37,100 PZ	1
90 05	Seattle Q Inox Sat.304 Maniglia rosetta quadra Chiavist.WC	56,180 PZ	1
90 08	Seattle Q Inox Sat.304 Maniglia placca 8/70 Patent	58,300 PZ	1
90 09	Seattle Q Inox Sat.304 Maniglia placca 8/90 Patent	58,300 PZ	1
90 10	Seattle Q Inox Sat.304 Maniglia placca Yale	58,300 PZ	1
90 13	Seattle Q Inox Sat.304 Maniglia placca 8/70 Chiavist.WC	71,020 PZ	1
90 14	Seattle Q Inox Sat.304 Maniglia placca 8/90 Chiavist.WC	71,020 PZ	1
90 20	Seattle Q Inox Sat.304 Martellina Dk 7/40	18,020 PZ	1
90 22	Seattle Q Inox Sat.304 Martellina Dk 7/40 c/pulsante	50,403 PZ	1
90 23	Seattle Q Inox Sat.304 Martellina Dk 7/40 c/chiave	63,600 PZ	1
90 26	Richmond Inox Sat.304 Crem.Imp.man. copriv.(sen.mov.)	24,380 PZ	1

Inox Satinato AISI 316 L

95 01	Seattle Q Inox Sat.316 Maniglia rosetta quadra Patent	56,180 PZ	1
95 02	Seattle Q Inox Sat.316 Maniglia rosetta quadra Yale	56,180 PZ	1
95 03	Seattle Q Inox Sat.316 Maniglia rosetta rettangolare Patent	60,420 PZ	1
95 04	Seattle Q Inox Sat.316 Maniglia rosetta rettangolare Yale	60,420 PZ	1
95 05	Seattle Q Inox Sat.316 Maniglia rosetta quadra Chiavist.WC	101,230 PZ	1
95 08	Seattle Q Inox Sat.316 Maniglia placca 8/70 Patent	65,720 PZ	1
95 09	Seattle Q Inox Sat.316 Maniglia placca 8/90 Patent	65,720 PZ	1
95 10	Seattle Q Inox Sat.316 Maniglia placca Yale	65,720 PZ	1
95 13	Seattle Q Inox Sat.316 Maniglia placca 8/70 Chiavist.WC	78,440 PZ	1
95 14	Seattle Q Inox Sat.316 Maniglia placca 8/90 Chiavist.WC	78,440 PZ	1
95 20	Seattle Q Inox Sat.316 Martellina Dk 7/40	28,620 PZ	1
95 22	Seattle Q Inox Sat.316 Martellina Dk 7/40 c/pulsante	54,060 PZ	1
95 23	Seattle Q Inox Sat.316 Martellina Dk 7/40 c/chiave	87,980 PZ	1
95 26	Richmond Inox Sat.316 Crem.Imp.man. copriv.(sen.mov.)	24,380 PZ	1

1  
Maniglie per porte & finestre

# Pomolo per porte



**ECO10530**  
**Atlanta pomoli Inox**

17



**ECO10510**  
**Boston pomoli Inox**

17



**ECO10540**  
**Columbus pomoli Inox**

17



**ECO10550**  
**Seattle Q pomoli Inox**

17





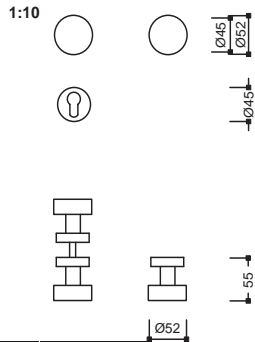
### Atlanta pomoli Inox



**ECO 10530**

Inox Satinato AISI 304 L

Inox



90 43	Atlanta <b>Inox Sat.304</b> Pomolo Coppia solo <b>Bilancino</b>	31,800 PZ	1
90 50	Atlanta <b>Inox Sat.304</b> Pomolo rosetta tonda Yale	40,280 PZ	1
90 53	Atlanta <b>Inox Sat.304</b> ½ Pomolo fisso rosetta tonda	22,260 PZ	1

Inox Satinato AISI 316

95 43	Atlanta <b>Inox Sat.316</b> Pomolo Coppia solo <b>Bilancino</b>	59,360 PZ	1
95 50	Atlanta <b>Inox Sat.316</b> Pomolo rosetta tonda Yale	68,900 PZ	1
95 53	Atlanta <b>Inox Sat.316</b> ½ Pomolo fisso rosetta tonda	32,860 PZ	1



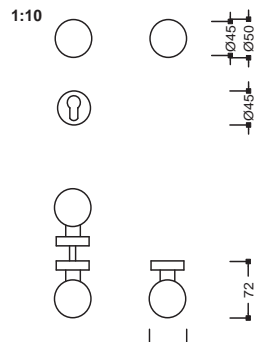
### Boston pomoli Inox



**ECO 10510**

Inox Satinato AISI 304 L

Inox



90 50	Boston <b>Inox Sat.304</b> Pomolo rosetta tonda Yale	40,280 PZ	1
90 53	Boston <b>Inox Sat.304</b> ½ Pomolo fisso rosetta tonda	22,260 PZ	1

Inox Satinato AISI 316

95 50	Boston <b>Inox Sat.316</b> Pomolo rosetta tonda Yale	68,900 PZ	1
95 53	Boston <b>Inox Sat.316</b> ½ Pomolo fisso rosetta tonda	32,860 PZ	1



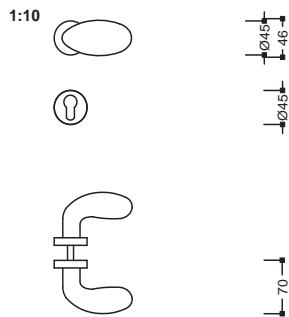
### Columbus pomoli Inox



**ECO 10540**

Inox Satinato AISI 304 L

Inox



90 37	Columbus <b>Inox Sat.304</b> Pomolo spostato rosetta tonda Yale	41,340 PZ	1
-------	---	-----------	---

Inox Satinato AISI 316

95 37	Columbus <b>Inox Sat.316</b> Pomolo spostato rosetta tonda Yale	72,080 PZ	1
-------	---	-----------	---



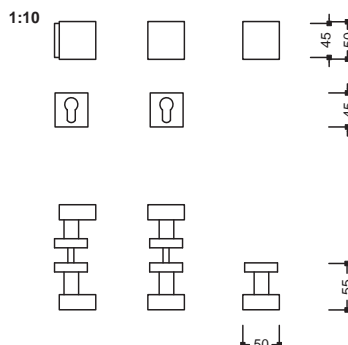
### Seattle Q pomoli Inox



**ECO 10550**

Inox Satinato AISI 304 L

Inox



90 37	Seattle Q <b>Inox Sat.304</b> Pomolo spostato rosetta quadra Yale	53,000 PZ	1
90 50	Seattle Q <b>Inox Sat.304</b> Pomolo diritto rosetta quadra Yale	53,000 PZ	1
90 53	Seattle Q <b>Inox Sat.304</b> 1/2 Pomolo fisso diritto rosetta quadra	28,620 PZ	1

Inox Satinato AISI 316

95 37	Seattle Q <b>Inox Sat.316</b> Pomolo spostato rosetta quadra Yale	91,160 PZ	1
95 50	Seattle Q <b>Inox Sat.316</b> Pomolo diritto rosetta quadra Yale	89,040 PZ	1
95 53	Seattle Q <b>Inox Sat.316</b> 1/2 Pomolo fisso diritto rosetta quadra	43,460 PZ	1

# Maniglioni alzanti



**ECO10530**

**Atlanta** maniglioni  
alzante **Inox**

**19**



**ECO10510**

**Boston** maniglioni  
alzante **Inox**

**19**



**ECO10520**

**Houston** maniglioni  
alzante **Inox**

**20**



**ECO10550**

**Seattle Q** maniglioni  
alzante **Inox**

**20**

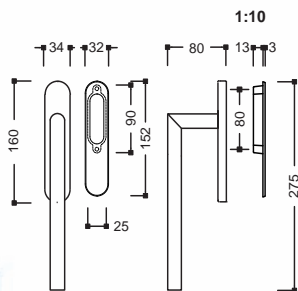
Indice Categoria



ECO 10530

Inox Satinato AISI 304 L

Inox



ECO 10530 .... 69 A3148.00....01  
ECO 10530 .... 70 A3148.04....01

90 69	Atlanta <b>Inox Sat.304</b> Maniglione alzante singolo cieco c/nicchia	86,920 PZ	1
90 70	Atlanta <b>Inox Sat.304</b> Maniglione alzante singolo Yale	90,100 PZ	1

90 71	Atlanta <b>Inox Sat.304</b> Maniglione alzante accoppiato Yale	130,380 PZ	1
-------	--	------------	---

Inox Satinato AISI 316

95 69	Atlanta <b>Inox Sat.316</b> Maniglione alzante singolo cieco c/nicchia	103,880 PZ	1
-------	--	------------	---

95 70	Atlanta <b>Inox Sat.304</b> Maniglione alzante singolo Yale	108,120 PZ	1
-------	---	------------	---

95 71	Atlanta <b>Inox Sat.316</b> Maniglione alzante accoppiato Yale	155,820 PZ	1
-------	--	------------	---

1

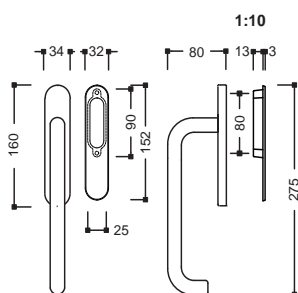
Maniglioni alzanti



ECO 10510

Inox Satinato AISI 304 L

Inox



ECO 10510 .... 69 A3268.00....01  
ECO 10510 .... 70 A3268.04....01

90 69	Boston <b>Inox Sat.304</b> Maniglione alzante singolo cieco c/nicchia	86,920 PZ	1
-------	---	-----------	---

90 70	Boston <b>Inox Sat.304</b> Maniglione alzante singolo Yale c/nicchia	90,100 PZ	1
-------	--	-----------	---

90 71	Boston <b>Inox Sat.304</b> Maniglione alzante accoppiato Yale	130,380 PZ	1
-------	---	------------	---

Inox Satinato AISI 316

95 69	Boston <b>Inox Sat.316</b> Maniglione alzante singolo cieco c/nicchia	103,880 PZ	1
-------	---	------------	---

95 70	Boston <b>Inox Sat.316</b> Maniglione alzante singolo Yale c/nicchia	108,120 PZ	1
-------	--	------------	---

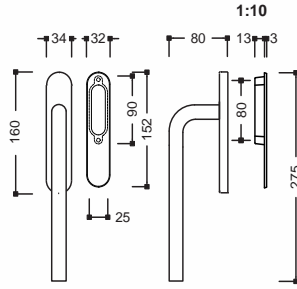
95 71	Boston <b>Inox Sat.316</b> Maniglione alzante accoppiato Yale	155,820 PZ	1
-------	---	------------	---



ECO 10520

Inox Satinato AISI 304 L

Inox



ECO 10520 .... 69 A3138.00....01  
ECO 10520 .... 70 A3138.04....01

90 69	Houston <b>Inox Sat.304</b> Maniglione alzante singolo cieco c/nicchia	86,920 PZ	1
90 70	Houston <b>Inox Sat.304</b> Maniglione alzante singolo Yale	90,100 PZ	1

90 71	Atlanta <b>Inox Sat.304</b> Maniglione alzante accoppiato Yale	130,380 PZ	1
-------	--	------------	---

Inox Satinato AISI 316

95 69	Houston <b>Inox Sat.316</b> Maniglione alzante singolo cieco c/nicchia	103,880 PZ	1
95 70	Houston <b>Inox Sat.316</b> Maniglione alzante singolo Yale	108,120 PZ	1

95 71	Atlanta <b>Inox Sat.316</b> Maniglione alzante accoppiato Yale	155,820 PZ	1
-------	--	------------	---

Maniglioni alzanti

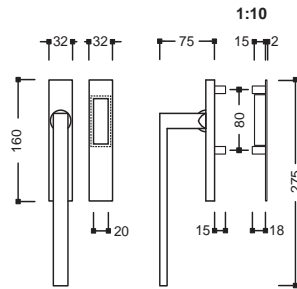
1



ECO 10550

Inox Satinato AISI 304 L

Inox



ECO 10550 .... 69 A3Q38.00....01  
ECO 10550 .... 70 A3Q38.04....01

90 69	Seattle Q <b>Inox Sat.304</b> Maniglione alzante singolo cieco	91,160 PZ	1
90 70	Seattle Q <b>Inox Sat.304</b> Maniglione alzante singolo Yale	94,340 PZ	1

















90 71	Seattle Q <b>Inox Sat.304</b> Maniglione alzante accoppiato Yale	135,680 PZ	1
-------	--	------------	---

Inox Satinato AISI 316

95 69	Seattle Q <b>Inox Sat.316</b> Maniglione alzante singolo cieco	108,120 PZ	1
95 70	Seattle Q <b>Inox Sat.316</b> Maniglione alzante singolo Yale	112,360 PZ	1

95 71	Seattle Q <b>Inox Sat.316</b> Maniglione alzante accoppiato Yale	163,240 PZ	1
-------	--	------------	---

# Maniglioni Profilo Tond

	<b>ECO10512</b> <b>Boston</b> coppia maniglione <b>Inox</b> mm 20 <b>22</b>		<b>ECO10513</b> <b>Boston</b> maniglione <b>Inox</b> diritto mm 35 <b>22</b>
	<b>ECO10514</b> <b>Boston</b> maniglione <b>Inox</b> zancato mm 35 <b>22</b>		<b>ECO10516</b> <b>Boston</b> maniglione <b>Inox</b> triangolare mm 35 <b>23</b>
	<b>ECO10515</b> <b>Boston</b> maniglione <b>Inox</b> tondo mm 35 <b>23</b>		<b>ECO10511</b> <b>Boston</b> maniglione <b>Inox</b> spostato <b>24</b>
	<b>ECO10562</b> <b>Richmond</b> maniglione <b>Inox</b> diritto <b>25</b>		<b>ECO10563</b> <b>Richmond</b> maniglione <b>Inox</b> zancato <b>25</b>
	<b>ECO10564</b> <b>Richmond</b> maniglione <b>Inox</b> tondo <b>25</b>		<b>ECO10522</b> <b>Houston</b> maniglione <b>Inox</b> zancato <b>26</b>
	<b>ECO10532</b> <b>Atlanta</b> maniglione <b>Inox</b> diritto mm 20 <b>26</b>		<b>ECO10532</b> <b>Atlanta</b> maniglione <b>Inox</b> diritto mm 25 <b>27</b>
	<b>ECO10532</b> <b>Atlanta</b> maniglione <b>Inox</b> diritto mm 30 <b>28</b>		<b>ECO10534</b> <b>Atlanta</b> maniglione <b>Inox</b> raggio mm 30 <b>29</b>
	<b>ECO10533</b> <b>Atlanta</b> maniglione <b>Inox</b> inclinato mm 25 <b>29</b>		<b>ECO10533</b> <b>Atlanta</b> maniglione <b>Inox</b> inclinato mm 30 <b>30</b>

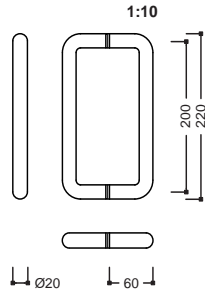


ECO 10512



Inox

ECO 10512 90 20 A3A20C20.94.01



90 20	Boston Inox Sat.304 Maniglione Tondo 20mm coppia int. 200mm	47,700 PZ	1
-------	---	-----------	---

• Comprensivo di kit fissaggio singolo non passante ECO 10595 90 00



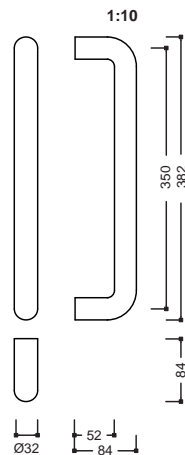
ECO 10513

Pvd Luvido



Inox

ECO 10513 20 35 A3A30.35.93.43.02  
 ECO 10513 90 35 A3A30.35.94.02  
 ECO 10513 91 35 A3A30.35.94.19.02  
 ECO 10513 93 35 A3A30.35.94.27.02  
 ECO 10513 95 35 A3A30.35.16.02



20 35	Boston PVD Lucido Maniglione Diritto int. 350mm	56,180 PZ	1
-------	---	-----------	---

Inox Satinato AISI 304 L

90 35	Boston Inox Sat.304 Maniglione Diritto int. 350mm	34,980 PZ	1
-------	---	-----------	---

Bianco RAL9010

91 35	Boston Bianco R9010 Maniglione Diritto int. 350mm	56,180 PZ	1
-------	---	-----------	---

Nero Ral 9005

93 35	Boston Nero R9005 Maniglione Diritto int. 350mm	56,180 PZ	1
-------	---	-----------	---

Inox Satinato AISI 316 L

95 35	Boston Inox Sat.316 Maniglione Diritto int. 350mm	56,180 PZ	1
-------	---	-----------	---

• Comprensivo di kit fissaggio singolo non passante ECO 10595 90 00



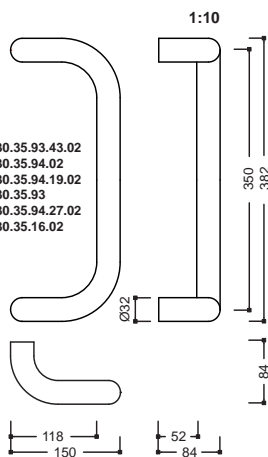
ECO 10514

Pvd Lucido



Inox

ECO 10514 20 35 A3B30.35.93.43.02  
 ECO 10514 90 35 A3B30.35.94.02  
 ECO 10514 91 35 A3B30.35.94.19.02  
 ECO 10514 92 35 A3B30.35.93  
 ECO 10514 93 35 A3B30.35.94.27.02  
 ECO 10514 95 35 A3B30.35.16.02



20 35	Boston PVD Lucido Maniglione Zancato int. 350mm	66,780 PZ	1
-------	---	-----------	---

Inox Satinato AISI 304 L

90 35	Boston Inox Sat.304 Maniglione Zancato int. 350mm	42,400 PZ	1
-------	---	-----------	---

Bianco Ral 9010

91 35	Boston Bianco R9010 Maniglione Zancato int. 350mm	66,780 PZ	1
-------	---	-----------	---

Inox Lucido AISI 304 L

92 35	Boston Inox Lucido 304 Maniglione Zancato int. 350mm	56,180 PZ	1
-------	--	-----------	---

Nero Ral 9005

93 35	Boston Nero R9005 Maniglione Zancato int. 350mm	66,780 PZ	1
-------	---	-----------	---

Inox Satinato AISI 316 L

95 35	Boston Inox Sat.316 Maniglione Zancato int. 350mm	66,780 PZ	1
-------	---	-----------	---

• Comprensivo di kit fissaggio singolo non passante ECO 10595 90 00



## Boston maniglione Inox triangolare mm 35



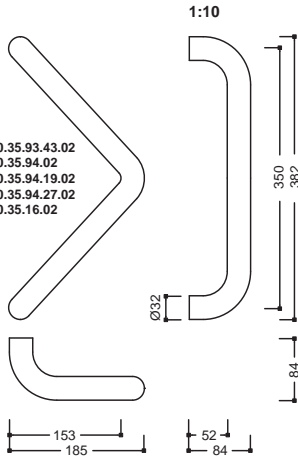
**ECO 10516**

Pvd Lucido



Inox

ECO 10516 20 35 A3D30.35.93.43.02  
 ECO 10516 90 35 A3D30.35.94.02  
 ECO 10516 91 35 A3D30.35.94.19.02  
 ECO 10516 93 35 A3D30.35.94.27.02  
 ECO 10516 95 35 A3D30.35.16.02



20 35	Boston PVD Lucido Maniglione Triangolare int. 350mm	68,900 PZ	1
		<b>Inox Satinato AISI 304 L</b>	
90 35	Boston Inox Sat.304 Maniglione Triangolare int. 350mm	47,700 PZ	1
		<b>Bianco Ral 9010</b>	
91 35	Boston Bianco R9010 Maniglione Triangolare int. 350mm	68,900 PZ	1
		<b>Nero Ral 9005</b>	
93 35	Boston Nero R9005 Maniglione Triangolare int. 350mm	68,900 PZ	1
		<b>Inox Satinato AISI 316 L</b>	
95 35	Boston Inox Sat.316 Maniglione Triangolare int. 350mm	68,900 PZ	1

• Comprensivo di kit fissaggio singolo non passante ECO 10595 90 00



## Boston maniglione Inox tondo mm 35



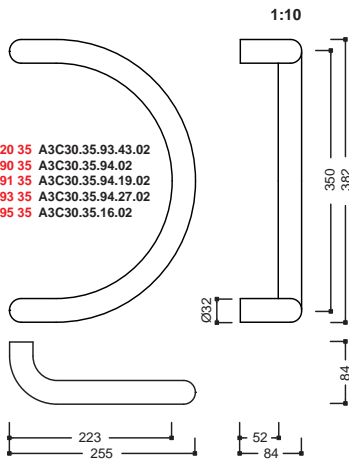
**ECO 10515**

Pvd Lucido



Inox

ECO 10515 20 35 A3C30.35.93.43.02  
 ECO 10515 90 35 A3C30.35.94.02  
 ECO 10515 91 35 A3C30.35.94.19.02  
 ECO 10515 93 35 A3C30.35.94.27.02  
 ECO 10515 95 35 A3C30.35.16.02



20 35	Boston PVD Lucido Maniglione Tondo int. 350mm	68,900 PZ	1
		<b>Inox Satinato AISI 304 L</b>	
90 35	Boston Inox Sat.304 Maniglione Tondo int. 350mm	47,700 PZ	1
		<b>Bianco Ral 9010</b>	
91 35	Boston Bianco R9010 Maniglione Tondo int. 350mm	68,900 PZ	1
		<b>Nero Ral 9005</b>	
93 35	Boston Nero R9005 Maniglione Tondo int. 350mm	68,900 PZ	1
		<b>Inox Satinato AISI 316 L</b>	
95 35	Boston Inox Sat.316 Maniglione Tondo int. 350mm	68,900 PZ	1

• Comprensivo di kit fissaggio singolo non passante ECO 10595 90 00



ECO 10511

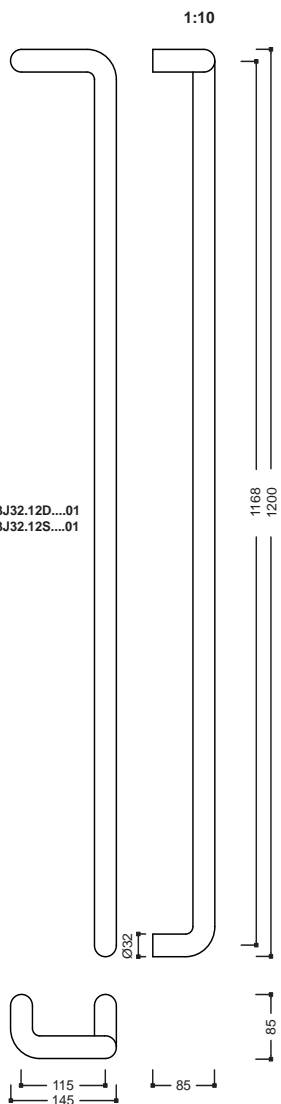
Inox Satinato AISI 304 L

1

Maniglioni Profilo Tond



ECO 10511 .... 34 A3J32.12D...01  
ECO 10511 .... 35 A3J32.12S...01



90 34	Boston Inox Sat.304 Maniglione Spostato singolo Destro int. 1200mm	65,720 PZ	1
-------	--	-----------	---

90 35	Boston Inox Sat.304 Maniglione Spostato singolo Sinistro int. 1200mm	65,720 PZ	1
-------	--	-----------	---

Inox Satinato AISI 316

95 34	Boston Inox Sat.316 Maniglione Spostato singolo Destro int. 1200mm	104,940 PZ	1
-------	--	------------	---

95 35	Boston Inox Sat.316 Maniglione Spostato singolo Sinistro int. 1200mm	104,940 PZ	1
-------	--	------------	---

• Comprensivo di kit fissaggio singolo non passante ECO 10595 90 00





### Richmond maniglione Inox diritto



**ECO 10562**

Inox Satinato AISI 304 L

**90 40** Richmond **Inox Sat.304** Maniglione Diritto int.350 mm **51,940 PZ** 1

Inox Satinato AISI 316

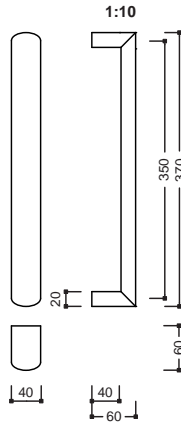
**95 40** Richmond **Inox Sat.316** Maniglione Diritto int.350 mm **73,140 PZ** 1

• **Comprensivo di kit fissaggio singolo non passante ECO 10595 90 00**



Inox

ECO 10562 90 40 A3M30.35.94.02  
ECO 10562 95 40 A3M30.35.16.02



### Richmond maniglione Inox zancato



**ECO 10563**

Inox Satinato AISI 304 L

**90 40** Richmond **Inox Sat.304** Maniglione 1/2 Tondo int.350 mm **47,700 PZ** 1

Inox Satinato AISI 316

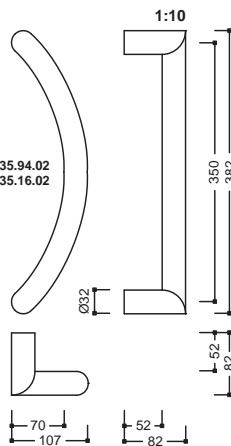
**95 40** Richmond **Inox Sat.316** Maniglione 1/2 Tondo int.350 mm **68,900 PZ** 1

• **Comprensivo di kit fissaggio singolo non passante ECO 10595 90 00**



Inox

ECO 10563 90 40 A3L30.35.94.02  
ECO 10563 95 40 A3L30.35.16.02



### Richmond maniglione Inox tondo



**ECO 10564**

Inox Satinato AISI 304

**90 40** Richmond **Inox Sat.304** Maniglione Tondo int.350 mm **50,880 PZ** 1

Inox Lucido AISI 304

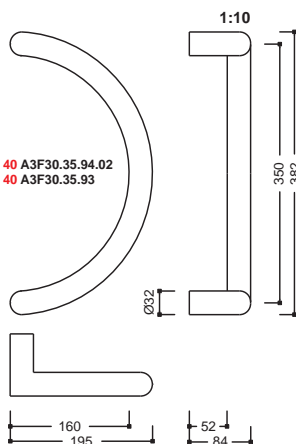
**92 40** Richmond **Inox Lucido 304** Maniglione Tondo int.350 mm **61,480 PZ** 1

• **Comprensivo di kit fissaggio singolo non passante ECO 10595 90 00**



Inox

ECO 10564 90 40 A3F30.35.94.02  
ECO 10564 92 40 A3F30.35.93





ECO 10522

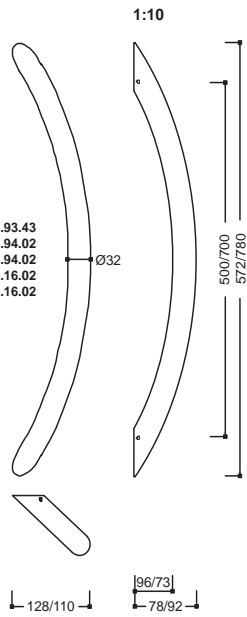
PVD Lucido

1  
Maniglioni Profilo Tond



Inox

- ECO 10522 20 50 A3RIN.50.93.43
- ECO 10522 90 50 A3RIN.50.94.02
- ECO 10522 90 70 A3RIN.70.94.02
- ECO 10522 95 50 A3RIN.50.16.02
- ECO 10522 95 70 A3RIN.70.16.02



<b>20 50</b>	Houston PVD Lucido Maniglione zancato 32mm int.500mm lungh.575mm	<b>74,200</b> PZ	1
<b>Inox Satinato AISI 304 L</b>			
<b>90 50</b>	Houston Inox Sat.304 Maniglione zancato 32mm int.500mm lungh.575mm	<b>53,000</b> PZ	1
<b>90 70</b>	Houston Inox Sat.304 Maniglione zancato 32mm int.700mm lungh.780mm	<b>79,500</b> PZ	1
<b>Inox Satinato AISI 316</b>			
<b>95 50</b>	Houston Inox Sat.316 Maniglione zancato 32mm int.500mm lungh.575mm	<b>90,100</b> PZ	1
<b>95 70</b>	Houston Inox Sat.316 Maniglione zancato 32mm int.700mm lungh.780mm	<b>130,380</b> PZ	1

• Comprensivo di kit fissaggio singolo non passante ECO 10595 90 00



ECO 10532

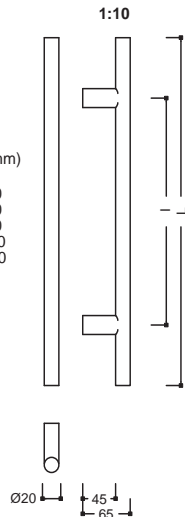
Inox Satinato AISI 304 L



Inox

- ECO 10532 .... 10 AKD20.30....01
- ECO 10532 .... 11 AKD20.50....01
- ECO 10532 .... 12 AKD20.80....01
- ECO 10532 .... 13 AKD20.10....01
- ECO 10532 .... 14 AKD20.12....01

Misure (mm)  
 ↓ 300 460  
 ↓ 500 660  
 ↓ 800 960  
 ↓ 1000 1160  
 ↓ 1200 1360



<b>90 10</b>	Atlanta Inox Sat.304 Maniglione diritto 20mm int.300mm lung.460mm	<b>55,120</b> PZ	1
<b>90 11</b>	Atlanta Inox Sat.304 Maniglione diritto 20mm int.500mm lung.660mm	<b>60,420</b> PZ	1
<b>90 12</b>	Atlanta Inox Sat.304 Maniglione diritto 20mm int.800mm lung.960mm	<b>69,960</b> PZ	1
<b>90 13</b>	Atlanta Inox Sat.304 Maniglione diritto 20mm int.1000mm lung.1160mm	<b>76,320</b> PZ	1
<b>90 14</b>	Atlanta Inox Sat.304 Maniglione diritto 20mm int.1200mm lung.1360mm	<b>81,620</b> PZ	1
<b>Inox Satinato AISI 316</b>			
<b>95 10</b>	Atlanta Inox Sat.316 Maniglione diritto 20mm int.300mm lung.460mm	<b>96,460</b> PZ	1
<b>95 11</b>	Atlanta Inox Sat.316 Maniglione diritto 20mm int.500mm lung.660mm	<b>103,880</b> PZ	1
<b>95 13</b>	Atlanta Inox Sat.316 Maniglione diritto 20mm int.1000mm lung.1160mm	<b>124,020</b> PZ	1

• Comprensivo di kit fissaggio singolo non passante ECO 10595 90 00



## ECO 10532

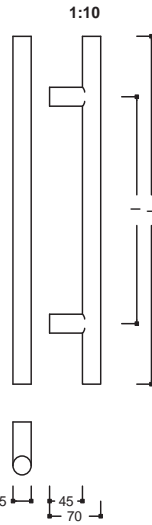
Inox Satinato AISI 304 L



Inox

ECO 10532 .... 20 AKD25.30...01  
 ECO 10532 .... 21 AKD25.50...01  
 ECO 10532 .... 22 AKD25.80...01  
 ECO 10532 .... 23 AKD25.10...01  
 ECO 10532 .... 24 AKD25.12...01

Misure (mm)  
 I L  
 300 460  
 500 660  
 800 960  
 1000 1160  
 1200 1360



<b>90 20</b>	Atlanta <b>Inox Sat.304</b> Maniglione diritto 25mm int.300mm lung.460mm	<b>58,300</b> PZ	1
<b>90 21</b>	Atlanta <b>Inox Sat.304</b> Maniglione diritto 25mm int.500mm lung.660mm	<b>63,600</b> PZ	1
<b>90 22</b>	Atlanta <b>Inox Sat.304</b> Maniglione diritto 25mm int.800mm lung.960mm	<b>73,140</b> PZ	1
<b>90 23</b>	Atlanta <b>Inox Sat.304</b> Maniglione diritto 25mm int.1000mm lung.1160mm	<b>79,500</b> PZ	1
<b>90 24</b>	Atlanta <b>Inox Sat.304</b> Maniglione diritto 25mm int.1200mm lung.1360mm	<b>84,800</b> PZ	1

Inox Satinato AISI 316

<b>95 20</b>	Atlanta <b>Inox Sat.316</b> Maniglione diritto 25mm int.300mm lung.460mm	<b>81,090</b> PZ	1
<b>95 21</b>	Atlanta <b>Inox Sat.316</b> Maniglione diritto 25mm int.500mm lung.660mm	<b>93,810</b> PZ	1
<b>95 22</b>	Atlanta <b>Inox Sat.316</b> Maniglione diritto 25mm int.800mm lung.960mm	<b>112,254</b> PZ	1
<b>95 23</b>	Atlanta <b>Inox Sat.316</b> Maniglione diritto 25mm int.1000mm lung.1160mm	<b>124,550</b> PZ	1
<b>95 24</b>	Atlanta <b>Inox Sat.316</b> Maniglione diritto 25mm int.1200mm lung.1360mm	<b>132,818</b> PZ	1

• **Comprendivo di kit fissaggio singolo non passante ECO 10595 90 00**



ECO 10532

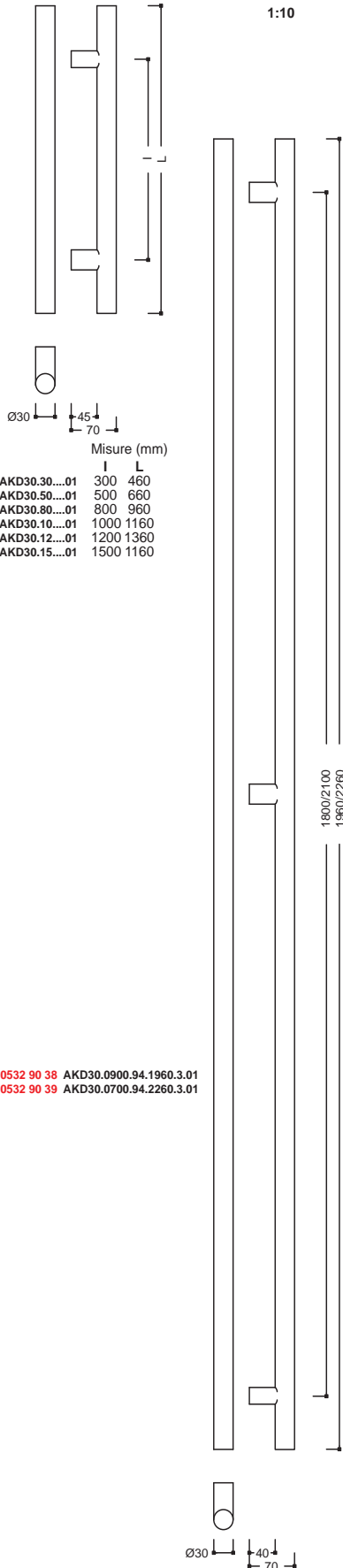
Inox Satinato AISI 304 L

1

Maniglioni Profilo Tond



Inox



Misure (mm)		
	I	L
ECO 10532 .... 30 AKD30.30....01	300	460
ECO 10532 .... 31 AKD30.50....01	500	660
ECO 10532 .... 32 AKD30.80....01	800	960
ECO 10532 .... 33 AKD30.10....01	1000	1160
ECO 10532 .... 34 AKD30.12....01	1200	1360
ECO 10532 .... 36 AKD30.15....01	1500	1160

ECO 10532 90 38 AKD30.0900.94.1960.3.01  
 ECO 10532 90 39 AKD30.0700.94.2260.3.01

90 30	Atlanta Inox Sat.304 Maniglione diritto 30mm int.300mm lung.460mm	61,480 PZ	1
90 31	Atlanta Inox Sat.304 Maniglione diritto 30mm int.500mm lung.660mm	66,780 PZ	1
90 32	Atlanta Inox Sat.304 Maniglione diritto 30mm int.800mm lung.960mm	76,320 PZ	1
90 33	Atlanta Inox Sat.304 Maniglione diritto 30mm int.1000mm lung.1160mm	82,680 PZ	1
90 34	Atlanta Inox Sat.304 Maniglione diritto 30mm int.1200mm lung.1360mm	87,980 PZ	1
90 36	Atlanta Inox Sat.304 Maniglione diritto 30mm int.1500mm lung.1660mm	100,700 PZ	1
90 38	Atlanta Inox Sat.304 Maniglione diritto 3 pied. 30mm int.1800mm lung.1960mm	101,760 PZ	1
90 39	Atlanta Inox Sat.304 Maniglione diritto 3 pied. 30mm int.2100mm lung.2260mm	109,180 PZ	1

Inox Satinato AISI 316

95 30	Atlanta Inox Sat.3164 Maniglione diritto 30mm int.300mm lung.460mm	86,708 PZ	1
95 31	Atlanta Inox Sat.3164 Maniglione diritto 30mm int.500mm lung.660mm	98,368 PZ	1
95 32	Atlanta Inox Sat.316 Maniglione diritto 30mm int.800mm lung.960mm	117,448 PZ	1
95 33	Atlanta Inox Sat.316 Maniglione diritto 30mm int.1000mm lung.1160mm	130,168 PZ	1
95 34	Atlanta Inox Sat.316 Maniglione diritto 30mm int.1200mm lung.1360mm	138,648 PZ	1

• Comprensivo di kit fissaggio singolo non passante ECO 10595 90 00



#### ECO 10534

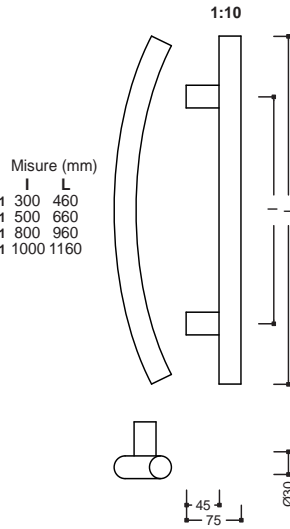
Inox Satinato AISI 304

<b>90 40</b>	Atlanta <b>Inox Sat.304</b> Maniglione raggio 30mm int.300mm lung.460mm	<b>84,800</b> PZ	1
<b>90 41</b>	Atlanta <b>Inox Sat.304</b> Maniglione raggio 30mm int.500mm lung.660mm	<b>95,400</b> PZ	1
<b>90 42</b>	Atlanta <b>Inox Sat.304</b> Maniglione raggio 30mm int.800mm lung.960mm	<b>106,000</b> PZ	1
<b>90 43</b>	Atlanta <b>Inox Sat.304</b> Maniglione raggio 30mm int.1000mm lung.1160mm	<b>116,600</b> PZ	1

• Comprensivo di kit fissaggio singolo non passante ECO 10595 90 00



Inox



Misure (mm)

ECO 10534 90 40	A3RAG.30.94.01	300	460
ECO 10534 90 41	A3RAG.50.94.01	500	660
ECO 10534 90 42	A3RAG.80.94.01	800	960
ECO 10534 90 43	A3RAG.10.94.01	1000	1160

1  
Maniglioni Profilo Tond



#### ECO 10533


Inox Satinato AISI 304 L

<b>90 20</b>	Atlanta <b>Inox Sat.304</b> Maniglione inclinato 25mm int.300mm lung.460mm	<b>64,660</b> PZ	1
<b>90 21</b>	Atlanta <b>Inox Sat.304</b> Maniglione inclinato 25mm int.500mm lung.660mm	<b>71,020</b> PZ	1
<b>90 22</b>	Atlanta <b>Inox Sat.304</b> Maniglione inclinato 25mm int.800mm lung.960mm	<b>79,500</b> PZ	1
<b>90 23</b>	Atlanta <b>Inox Sat.304</b> Maniglione inclinato 25mm int.1000mm lung.1160mm	<b>85,860</b> PZ	1
<b>90 24</b>	Atlanta <b>Inox Sat.304</b> Maniglione inclinato 25mm int.1200mm lung.1360mm	<b>91,160</b> PZ	1

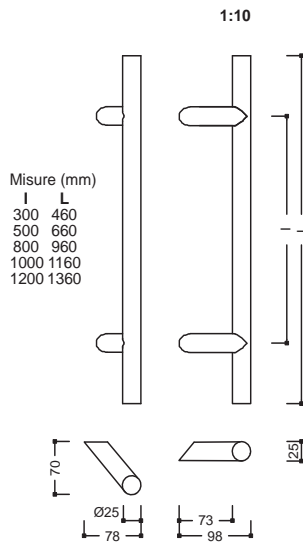
Inox Satinato AISI 316

<b>95 20</b>	Atlanta <b>Inox Sat.316</b> Maniglione inclinato 25mm int.300mm lung.460mm	<b>101,654</b> PZ	1
<b>95 21</b>	Atlanta <b>Inox Sat.316</b> Maniglione inclinato 25mm int.500mm lung.660mm	<b>125,928</b> PZ	1
<b>95 22</b>	Atlanta <b>Inox Sat.316</b> Maniglione inclinato 25mm int.800mm lung.960mm	<b>126,034</b> PZ	1
<b>95 23</b>	Atlanta <b>Inox Sat.316</b> Maniglione inclinato 25mm int.1000mm lung.1160mm	<b>130,910</b> PZ	1
<b>95 24</b>	Atlanta <b>Inox Sat.316</b> Maniglione inclinato 25mm int.1200mm lung.1360mm	<b>139,178</b> PZ	1

• Comprensivo di kit fissaggio singolo non passante ECO 10595 90 00



Inox



Misure (mm)

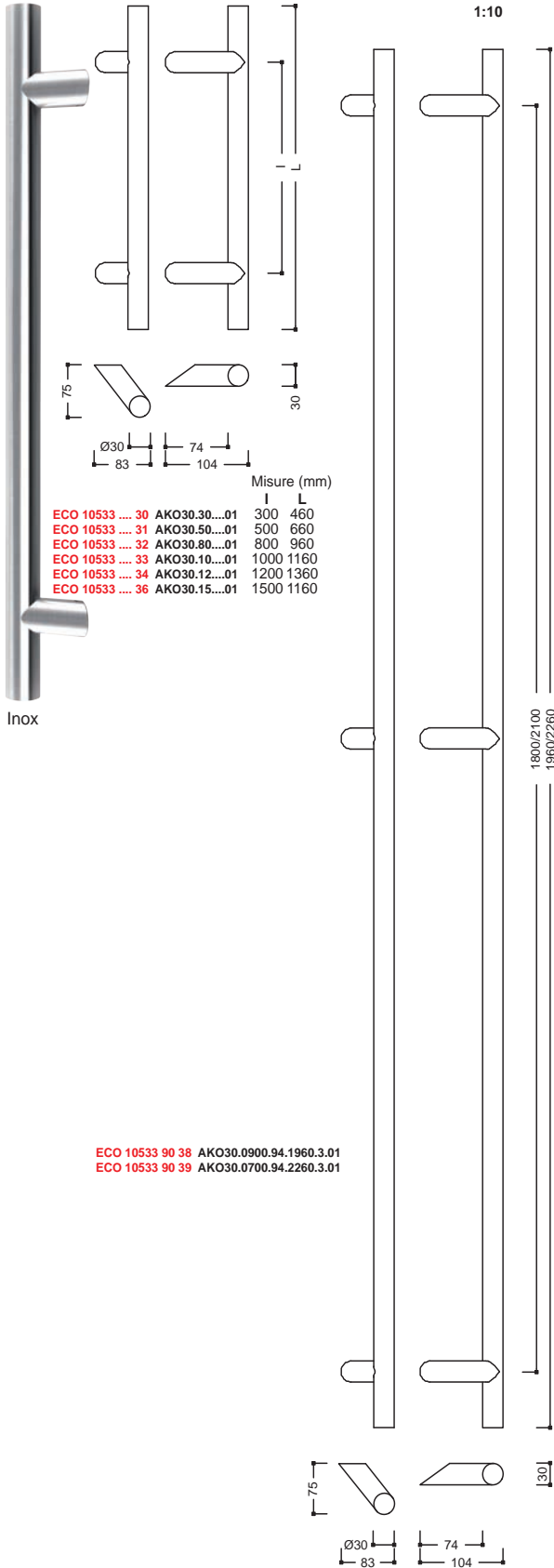
ECO 10533 .... 20	AKO25.30...01	300	460
ECO 10533 .... 21	AKO25.50...01	500	660
ECO 10533 .... 22	AKO25.80...01	800	960
ECO 10533 .... 23	AKO25.10...01	1000	1160
ECO 10533 .... 24	AKO25.12...01	1200	1360



ECO 10533

Inox Satinato AISI 304 L

1  
Maniglioni Profilo Tond



ECO 10533 90 38 AKO30.0900.94.1960.3.01  
ECO 10533 90 39 AKO30.0700.94.2260.3.01

90 30	Atlanta Inox Sat.304 Maniglione inclinato 30mm int.300mm lung.460mm	67,840 PZ	1
90 31	Atlanta Inox Sat.304 Maniglione inclinato 30mm int.500mm lung.660mm	74,200 PZ	1
90 32	Atlanta Inox Sat.304 Maniglione inclinato 30mm int.800mm lung.960mm	82,680 PZ	0
90 33	Atlanta Inox Sat.304 Maniglione inclinato 30mm int.1000mm lung.1160mm	89,040 PZ	1
90 34	Atlanta Inox Sat.304 Maniglione inclinato 30mm int.1200mm lung.1360mm	94,340 PZ	1
90 36	Atlanta Inox Sat.304 Maniglione inclinato 30mm int.1500mm lung.1660mm	103,880 PZ	1
90 38	Atlanta Inox Sat.304 Maniglione inclinato 3 pied. 30mm int.1800mm lung.1960mm	109,180 PZ	1
90 39	Atlanta Inox Sat.304 Maniglione inclinato 3 pied. 30mm int.2100mm lung.2260mm	112,360 PZ	1

Inox Satinato AISI 316

95 30	Atlanta Inox Sat.316 Maniglione inclinato 30mm int.300mm lung.460mm	93,068 PZ	1
95 31	Atlanta Inox Sat.304 Maniglione inclinato 30mm int.500mm lung.660mm	105,788 PZ	1
95 32	Atlanta Inox Sat.316 Maniglione inclinato 30mm int.800mm lung.960mm	123,808 PZ	0
95 33	Atlanta Inox Sat.316 Maniglione inclinato 30mm int.1000mm lung.1160mm	136,528 PZ	1
95 34	Atlanta Inox Sat.304 Maniglione inclinato 30mm int.1200mm lung.1360mm	145,008 PZ	1

• Comprensivo di kit fissaggio singolo non passante ECO 10595 90 00





ECO 10552

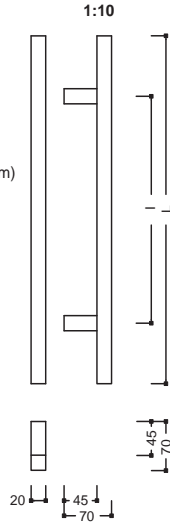
1

Maniglioni Profilo Quadro



ECO 10552 90 20	A3QUO.0300.94.0460.20.1	300	460
ECO 10552 90 21	A3QUO.0300.94.0660.20.1	500	660
ECO 10552 90 23	A3QUO.1000.94.1160.20.1	1000	1160

Misure (mm)




90 20	Seattle Q Inox Sat.304 Maniglione diritto 20x20 int.300mm lung.460mm	74,200 PZ	1
90 21	Seattle Q Inox Sat.304 Maniglione diritto 20x20 int.500mm lung.660mm	79,500 PZ	1
90 23	Seattle Q Inox Sat.304 Maniglione diritto 20x20 int.1000mm lung.1160mm	85,860 PZ	1

• Comprensivo di kit fissaggio singolo non passante ECO 10595 90 00

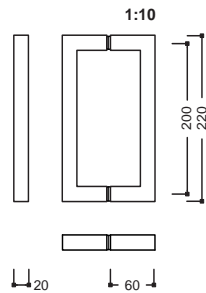


ECO 10551



Inox

ECO 10551 90 20 A3Q20C20.94.01



90 20	Seattle Q Inox Sat.304 Maniglione quadro 20mm coppia int. 200mm	50,880 PZ	1
-------	---	-----------	---





ECO 10602

Inox Satinato AISI 304 L

90 40	Phoenix Q Inox Sat.304 Maniglione Dritto int. 300mm lungh. 500mm	49,820 PZ	1
-------	--	-----------	---

90 41	Phoenix Q Inox Sat.304 Maniglione Dritto int. 600mm lungh. 800mm	75,260 PZ	1
-------	--	-----------	---

Inox Satinato AISI 316

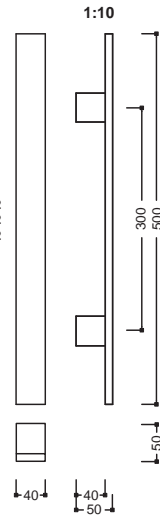
95 40	Phoenix Q Inox Sat.316 Maniglione Dritto int. 300mm lungh. 500mm	71,020 PZ	1
-------	--	-----------	---

• Comprensivo di kit fissaggio singolo non passante ECO 10595 90 00



Inox

ECO 10602 90 40 AK620.30.94.02  
 ECO 10602 90 41 AK620.60.94.02  
 ECO 10602 95 40 AK620.30.16.02



1  
Maniglioni Profilo Quadro



ECO 10603

Inox Satinato AISI 304 L

90 40	Phoenix Q Inox Sat.304 Maniglione Inclinato int. 300mm lungh. 500mm	54,060 PZ	1
-------	---	-----------	---

90 41	Phoenix Q Inox Sat.304 Maniglione Inclinato int. 600mm lungh. 800mm	81,620 PZ	1
-------	---	-----------	---

Inox Satinato AISI 316

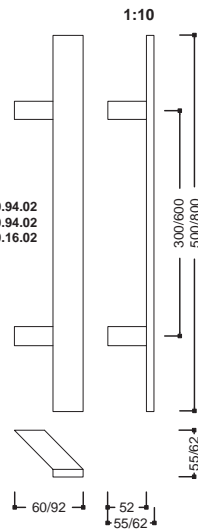
95 40	Phoenix Q Inox Sat.316 Maniglione Inclinato int. 300mm lungh. 500mm	75,260 PZ	1
-------	---	-----------	---

• Comprensivo di kit fissaggio singolo non passante ECO 10595 90 00



Inox

ECO 10604 90 40 AK630.30.94.02  
 ECO 10603 90 41 AK630.60.94.02  
 ECO 10603 95 40 AK630.30.16.02





#### ECO 10604

Inox Satinato AISI 304 L

<b>90 40</b>	Phoenix Q <b>Inox Sat.304</b> Maniglione Raggiato int. 300mm lungh. 500mm	<b>59,360 PZ</b>	1
<b>90 41</b>	Phoenix Q <b>Inox Sat.304</b> Maniglione Raggiato int. 600mm lungh. 800mm	<b>84,800 PZ</b>	1

Inox Satinato AISI 316

<b>95 40</b>	Phoenix Q <b>Inox Sat.316</b> Maniglione Raggiato int. 300mm lungh. 500mm	<b>80,560 PZ</b>	1
--------------	---	------------------	---

• **Comprendivo di kit fissaggio singolo non passante ECO 10595 90 00**

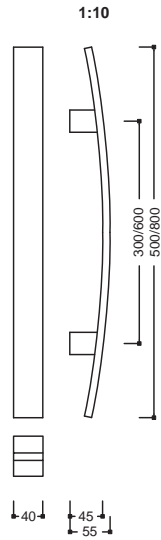
1

Maniglioni Profilo Quadro



Inox

ECO 10604 89 40 K630.30.16  
ECO 10604 90 40 K630.30.94  
ECO 10604 90 41 K630.60.94



#### ECO 10552

Inox Satinato AISI 304 L

<b>90 30</b>	Seattle Q <b>Inox Sat.304</b> Maniglione diritto 25x25 int.300mm lung.460mm	<b>85,860 PZ</b>	1
<b>90 31</b>	Seattle Q <b>Inox Sat.304</b> Maniglione diritto 25x25 int.500mm lung.660mm	<b>92,220 PZ</b>	1
<b>90 32</b>	Seattle Q <b>Inox Sat.304</b> Maniglione diritto 25x25 int.800mm lung.960mm	<b>100,700 PZ</b>	1
<b>90 33</b>	Seattle Q <b>Inox Sat.304</b> Maniglione diritto 25x25 int.1000mm lung.1160mm	<b>106,000 PZ</b>	1

Inox Satinato AISI 316

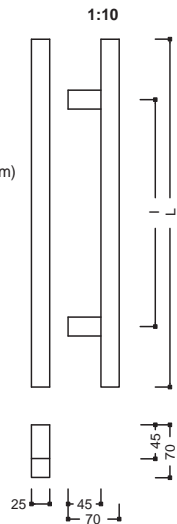
<b>95 30</b>	Seattle Q <b>Inox Sat.316</b> Maniglione diritto 25x25 int.300mm lung.460mm	<b>121,900 PZ</b>	1
<b>95 31</b>	Seattle Q <b>Inox Sat.316</b> Maniglione diritto 25x25 int.500mm lung.660mm	<b>131,440 PZ</b>	1
<b>95 33</b>	Seattle Q <b>Inox Sat.316</b> Maniglione diritto 25x25 int.1000mm lung.1160mm	<b>150,520 PZ</b>	1

• **Comprendivo di kit fissaggio singolo non passante ECO 10595 90 00**



Inox

Misure (mm)  
ECO 10552 ... 30 A3QUO.30...01 300 460  
ECO 10552 ... 31 A3QUO.50...01 500 660  
ECO 10552 ... 32 A3QUO.80...01 800 960  
ECO 10552 ... 33 A3QUO.10...01 1000 1160





ECO 10553

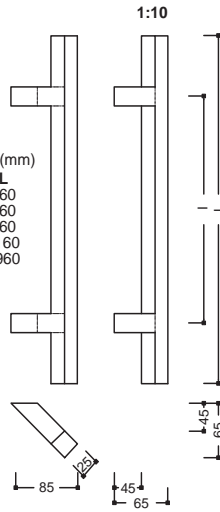
Inox Satinato AISI 304 L



Inox

ECO 10553 .... 30	A3Q00.30....01
ECO 10553 .... 31	A3Q00.50....01
ECO 10553 .... 32	A3Q00.80....01
ECO 10553 .... 33	A3Q00.10....01

Misure (mm)	
I	L
300	460
500	660
800	960
1000	1160
1800	1960



90 30	Seattle Q <b>Inox Sat.304</b> Maniglione inclinato 25x25 int.300mm lung.460mm	111,300 PZ	1
90 31	Seattle Q <b>Inox Sat.304</b> Maniglione inclinato 25x25 int.500mm lung.660mm	118,720 PZ	1
90 32	Seattle Q <b>Inox Sat.304</b> Maniglione inclinato 25x25 int.800mm lung.960mm	137,800 PZ	1
90 33	Seattle Q <b>Inox Sat.304</b> Maniglione inclinato 25x25 int.1000mm lung.1160mm	143,100 PZ	1
90 38	Seattle Q <b>Inox Sat.304</b> Maniglione inclinato 25x25 int.1800 mm lung.1960 mm	290,440 PZ	1

Inox Satinato AISI 316

95 30	Seattle Q <b>Inox Sat.316</b> Maniglione inclinato 25x25 int.300mm lung.460mm	121,900 PZ	1
95 31	Seattle Q <b>Inox Sat.316</b> Maniglione inclinato 25x25 int.500mm lung.660mm	131,440 PZ	1
95 33	Seattle Q <b>Inox Sat.316</b> Maniglione inclinato 25x25 int.1000mm lung.1160mm	150,520 PZ	1

• Comprensivo di kit fissaggio singolo non passante ECO 10595 90 00

# Fissaggi Maniglioni



**ECO10595**

**Fissaggi per maniglioni  
Inox**

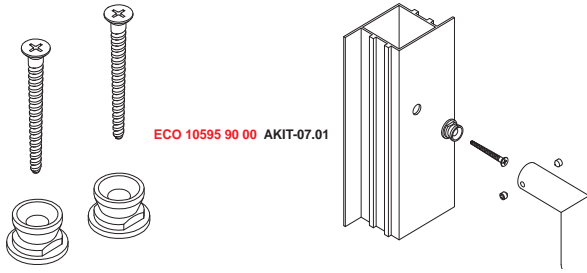
**37**

Indice Categoria



ECO 10595

90 00	Kit Fissaggio p/maniglione singolo non passante porte in legno e alluminio	1,590 PZ	1
90 01	Kit Fissaggio p/maniglione singolo porte in legno	8,480 PZ	1
90 04	Kit Fissaggio p/maniglione singolo c/rosetta porte in legno/all./vetro	19,080 PZ	1
90 05	Kit Fissaggio p/maniglione accoppiato porte in legno/all./vetro	6,360 PZ	1
90 29	Kit Fis. p/manigl. singolo c/rosetta mm 60 bianco RAL9010	19,610 PZ	1
90 37	Kit Fis. p/manigl. singolo c/rosetta mm 60 nero RAL9005	19,610 PZ	1



ECO 10595 90 00 AKIT-07.01

**Kit 07**  
Kit di fissaggio per maniglione singolo non passante per porte in legno e alluminio




ECO 10595 90 01 AKIT-01.01

**Kit 01**  
Kit di fissaggio per maniglione singolo non passante per porte in legno



ECO 10595 90 04 AKIT-04.94.01

**Kit 04**  
Kit di fissaggio maniglione singolo con perno passante e boccola di bloccaggio per porte in legno, alluminio, vetro



ECO 10595 90 05 AKIT-05.01

**Kit 05**  
Kit di fissaggio per coppia di maniglioni per porte in legno, alluminio, vetro



ECO 10595 90 29 AKIT-08.94.19.01

**Kit 08**  
Kit di fissaggio per maniglioni con rosette Ø 60x10 per antinfortunistica

# Accessori



**ECO10750**

Rosetta, Bocchette 45 & Placche **tonde** Inox

39



**ECO10760**

Chiavistello WC Tondo **Inox**

40



**ECO10755**

Rosetta, Bocchette & Placche **quadre** Inox

41



**ECO10765**

Chiavistello WC Quadro **Inox**

42



**ECO10610**

Fermaporta a pavimento **Inox**

42



**ECO10650**

Pinza fermaporta **Inox**

42



**ECO10670**

Cricchetto sopra luce **Inox**

43



**ECO 10750**

Inox Satinato AISI 304

<b>90 02</b>	Rosetta Coprivite <b>F/Maniglia</b> tonda 45 mm <b>Inox Sat.304</b>	<b>1,643</b> PZ	12
<b>90 04</b>	Rosetta Coprivite <b>F/Maniglia</b> ovale 62 mm <b>Inox Sat.304</b>	<b>1,908</b> PZ	12
<b>90 07</b>	Bocchetta Coprivite <b>Patent</b> tonda 45 mm <b>Inox Sat.304</b>	<b>1,749</b> PZ	12
<b>90 09</b>	Bocchetta Coprivite <b>Patent</b> ovale 62 mm <b>Inox Sat.304</b>	<b>2,332</b> PZ	12
<b>90 11</b>	Bocchetta Coprivite <b>Yale Sag.</b> tonda 45 mm <b>Inox Sat.304</b>	<b>1,749</b> PZ	12
<b>90 13</b>	Bocchetta Coprivite <b>Yale Sag.</b> ovale 62 mm <b>Inox Sat.304</b>	<b>2,332</b> PZ	12
<b>90 15</b>	Bocchetta Coprivite <b>Yale Ovale</b> tonda 45 mm <b>Inox Sat.304</b>	<b>4,220</b> PZ	12
<b>90 17</b>	Bocchetta Coprivite <b>Yale Ovale</b> ovale 62 mm <b>Inox Sat.304</b>	<b>2,862</b> PZ	12
<b>90 20</b>	Placca Tonda 234 mm <b>8/70</b> <b>Inox Sat.304</b>	<b>10,600</b> PZ	6
<b>90 21</b>	Placca Tonda 234 mm <b>8/90</b> <b>Inox Sat.304</b>	<b>10,600</b> PZ	6
<b>90 22</b>	Placca Tonda 234 mm <b>Yale</b> <b>Inox Sat.304</b>	<b>10,600</b> PZ	6
<b>90 24</b>	Placca Tonda 234 mm <b>WC 8/70</b> <b>Inox Sat.304</b>	<b>10,600</b> PZ	6
<b>90 25</b>	Placca Tonda 234 mm <b>WC 8/90</b> <b>Inox Sat.304</b>	<b>10,600</b> PZ	6

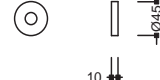
Inox Satinato AISI 316

<b>95 02</b>	Rosetta Coprivite <b>F/Maniglia</b> tonda 45 mm <b>Inox Sat.316</b>	<b>2,120</b> PZ	12
<b>95 04</b>	Rosetta Coprivite <b>F/Maniglia</b> ovale 62 mm <b>Inox Sat.316</b>	<b>2,756</b> PZ	12
<b>95 07</b>	Bocchetta Coprivite <b>Patent</b> tonda 45 mm <b>Inox Sat.316</b>	<b>4,770</b> PZ	12
<b>95 09</b>	Bocchetta Coprivite <b>Patent</b> ovale 62 mm <b>Inox Sat.316</b>	<b>4,770</b> PZ	12
<b>95 11</b>	Bocchetta Coprivite <b>Yale Sag.</b> tonda 45 mm <b>Inox Sat.316</b>	<b>4,770</b> PZ	12
<b>95 13</b>	Bocchetta Coprivite <b>Yale Sag.</b> ovale 62 mm <b>Inox Sat.316</b>	<b>4,770</b> PZ	12
<b>95 15</b>	Bocchetta Coprivite <b>Yale Ovale</b> tonda 45 mm <b>Inox Sat.316</b>	<b>Richiesta</b> PZ	12
<b>95 17</b>	Bocchetta Coprivite <b>Yale Ovale</b> ovale 62 mm <b>Inox Sat.316</b>	<b>5,830</b> PZ	12
<b>95 20</b>	Placca Tonda 234 mm <b>8/70</b> <b>Inox Sat.316</b>	<b>13,780</b> PZ	6
<b>95 21</b>	Placca Tonda 234 mm <b>8/90</b> <b>Inox Sat.316</b>	<b>13,780</b> PZ	6
<b>95 22</b>	Placca Tonda 234 mm <b>Yale</b> <b>Inox Sat.316</b>	<b>13,780</b> PZ	6
<b>95 24</b>	Placca Tonda 234 mm <b>WC 8/70</b> <b>Inox Sat.316</b>	<b>13,780</b> PZ	6
<b>95 25</b>	Placca Tonda 234 mm <b>WC 8/90</b> <b>Inox Sat.316</b>	<b>13,780</b> PZ	6

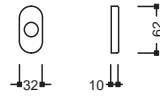
<b>99 90</b>	Molla per rosetta tonda 45mm	<b>7,526</b> PZ	12
<b>99 91</b>	Molla per rosetta ovale 62mm	<b>5,300</b> PZ	12



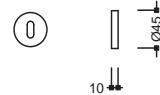
ECO 10750 .... 02 B0491.16....



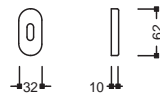
ECO 10750 .... 04 B0359.16.94



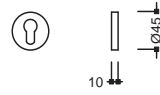
ECO 10750 .... 07 B0491.94....



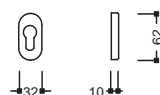
ECO 10750 .... 09 B0359.94....



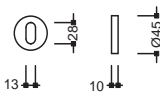
ECO 10750 .... 11 B0491.97....



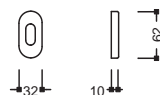
ECO 10750 .... 13 B0359.97....



ECO 10750 .... 15 0361.98.94....

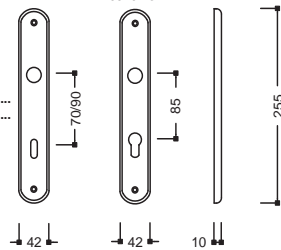


ECO 10750 .... 17 B0359.98....

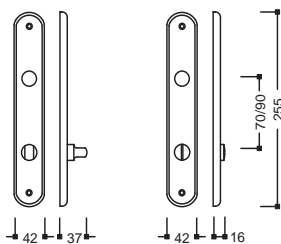


ECO 10750 .... 22 B0520.48....

ECO 10750 .... 20 B0520.27....  
ECO 10750 .... 21 B0520.34....



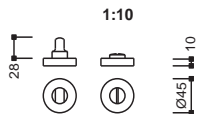
ECO 10750 .... 24 B0520.47....  
ECO 10750 .... 25 B0520.59....



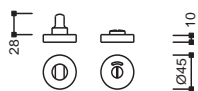


ECO 10760

Inox Satinato AISI 304



ECO 10760 .... 00 A0491.E6....05



ECO 10760 .... 01 A0491.FE6....05

90 00	ChiavistelloWC tondo s/fin. <b>Inox Sat.304</b>	28,620 PZ	1
90 01	ChiavistelloWC tondo con/fin. <b>Inox Sat.304</b>	27,560 PZ	1

Inox Satinato AISI 316

95 00	ChiavistelloWC tondo s/fin. <b>Inox Sat.316</b>	38,690 PZ	1
95 01	ChiavistelloWC tondo con/fin. <b>Inox Sat.316</b>	39,750 PZ	1

1

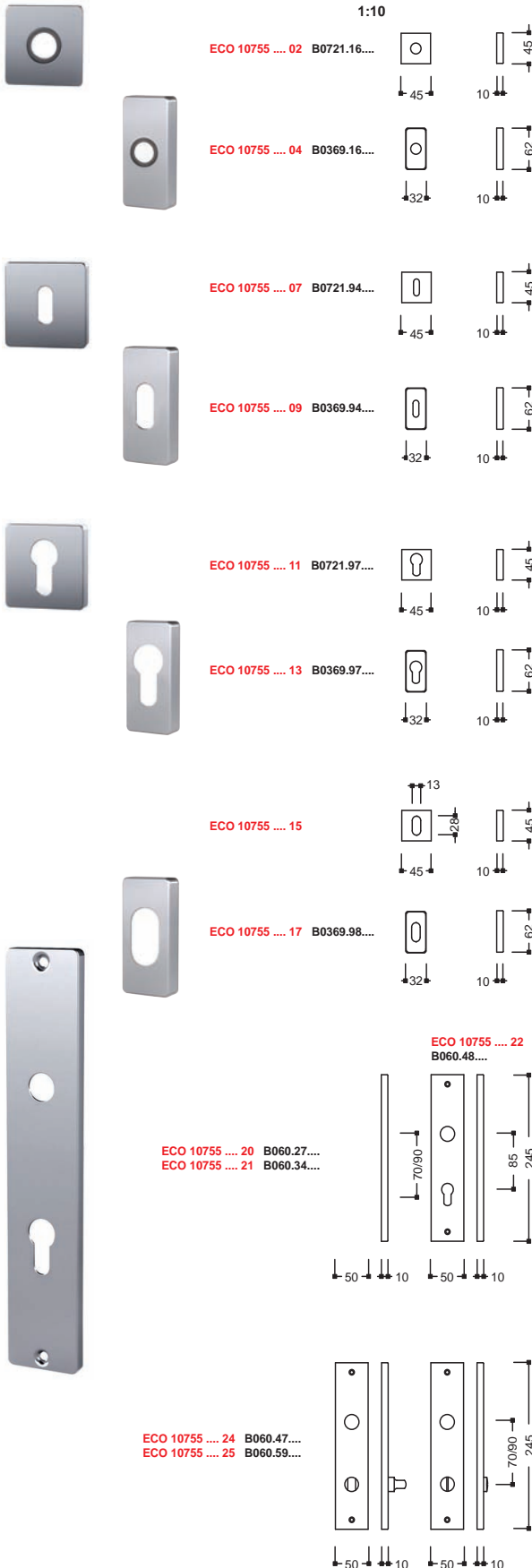
Accessori





ECO 10755

Inox Satinato AISI 304



90 02	Rosetta Coprivite F/Maniglia quadra 45 mm Inox Sat.304	2,862 PZ	12
90 04	Rosetta Coprivite F/Maniglia rettangolare 61 mm Inox Sat.304	2,862 PZ	12
90 07	Bocchetta Coprivite Patent quadra 45 mm Inox Sat.304	2,968 PZ	12
90 09	Bocchetta Coprivite Patent rettangolare 61 mm Inox Sat.304	3,180 PZ	12
90 11	Bocchetta Coprivite Yale Sag. quadra 45 mm Inox Sat.304	2,862 PZ	12
90 13	Bocchetta Coprivite Yale Sag. rettangolare 61 mm Inox Sat.304	3,180 PZ	12
90 15	Bocchetta Coprivite Yale Ovale quadra 45 mm Inox Sat.304	Richiesta PZ	12
90 17	Bocchetta Coprivite Yale Ovale rettangolare 61 mm Inox Sat.304	3,710 PZ	12
90 20	Placca Quadra 245 mm 8/70 Inox Sat.304	12,720 PZ	6
90 21	Placca Quadra 245 mm 8/90 Inox Sat.304	12,720 PZ	6
90 22	Placca Quadra 245 mm Yale Inox Sat.304	12,720 PZ	6
90 24	Placca Quadra 245 mm WC 8/70 Inox Sat.304	12,720 PZ	6
90 25	Placca Quadra 245 mm WC 8/90 Inox Sat.304	12,720 PZ	6

Inox Satinato AISI 316

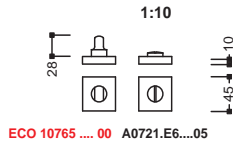
95 02	Rosetta Coprivite F/Maniglia quadra 45 mm Inox Sat.316	2,915 PZ	12
95 04	Rosetta Coprivite F/Maniglia rettangolare 61 mm Inox Sat.316	Richiesta PZ	12
95 07	Bocchetta Coprivite Patent quadra 45 mm Inox Sat.316	4,770 PZ	12
95 09	Bocchetta Coprivite Patent rettangolare 61 mm Inox Sat.316	5,830 PZ	12
95 11	Bocchetta Coprivite Yale Sag. quadra 45 mm Inox Sat.316	4,770 PZ	12
95 13	Bocchetta Coprivite Yale Sag. rettangolare 61 mm Inox Sat.316	5,830 PZ	12
95 15	Bocchetta Coprivite Yale Ovale quadra 45 mm Inox Sat.316	Richiesta PZ	12
95 17	Bocchetta Coprivite Yale Ovale rettangolare 61 mm Inox Sat.316	6,360 PZ	12
95 20	Placca Quadra 245 mm 8/70 Inox Sat.316	15,900 PZ	6
95 21	Placca Quadra 245 mm 8/90 Inox Sat.316	15,900 PZ	6
95 22	Placca Quadra 245 mm Yale Inox Sat.316	15,900 PZ	6
95 24	Placca Quadra 245 mm WC 8/70 Inox Sat.316	Richiesta PZ	6
95 25	Placca Quadra 245 mm WC 8/90 Inox Sat.316	15,900 PZ	6

Chiavistello WC Quadro Inox

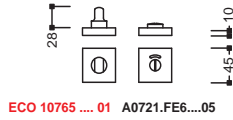


ECO 10765

Inox Satinato AISI 304



ECO 10765 .... 00 A0721.E6....05



ECO 10765 .... 01 A0721.FE6....05

90 00	ChiavistelloWC quadro s/fin. Inox Sat.304	30,740 PZ	1
90 01	ChiavistelloWC quadro con/fin. Inox Sat.304	29,680 PZ	1

Inox Satinato AISI 316


95 00	ChiavistelloWC quadro s/fin. Inox Sat.316	41,870 PZ	1
95 01	ChiavistelloWC quadro con/fin. Inox Sat.316	42,930 PZ	1

Fermaporta a pavimento Inox

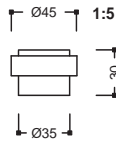


ECO 10610

Inox Satinato AISI 304



ECO 10610 90 00 7KA3.35.94.10



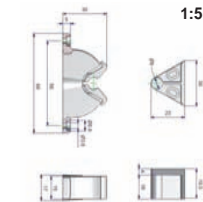
90 00	Fermaporta a pavimento tondo Inox Sat.304	12,720 PZ	1
-------	---	-----------	---

Pinza fermaporta Inox



ECO 10650

Inox Satinato AISI 304



ECO 10650 90 00 7533.00.12.50

90 00	Pinza Fermaporta con incontro Inox Sat.304	1,484 PZ	1
-------	--	----------	---

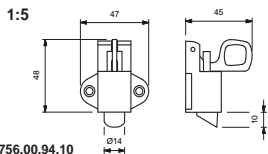


**ECO 10670**

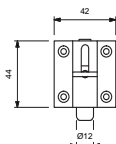
**Inox Satinato AISI 304**



ECO 10670 90 01 A7756.00.94.10



ECO 10670 90 02 A7656.00.94.10



<b>90 01</b>	Cricchetto sopra luce senza incontro <b>Inox Sat.304</b>	<b>16,960</b> PZ	1
<b>90 02</b>	Cricchetto sopra luce quadro senza incontro <b>Inox Sat.304</b>	<b>19,080</b> PZ	1
<b>90 03</b>	Incontro ad angolo batt.0 mm p/cricchetto <b>Inox Sat.304</b>	<b>9,540</b> PZ	1
<b>90 04</b>	Incontro ad angolo batt.10 mm p/cricchetto <b>Inox Sat.304</b>	<b>9,540</b> PZ	1
<b>90 06</b>	Incontro ad angolo batt.15 mm p/cricchetto <b>Inox Sat.304</b>	<b>9,540</b> PZ	1
<b>90 07</b>	Incontro ad angolo batt.20 mm p/cricchetto <b>Inox Sat.304</b>	<b>9,540</b> PZ	1
<b>90 08</b>	Incontro ad angolo batt.25 mm p/cricchetto <b>Inox Sat.304</b>	<b>9,540</b> PZ	1



ECO 10670 90 03 A7756.0A.94.10



ECO 10670 90 04 A7756.0B.94.10



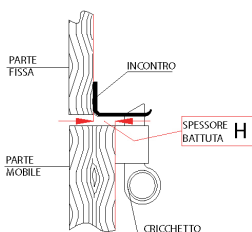
ECO 10670 90 06 A7756.0C.94.10



ECO 10670 90 07 A7756.0D.94.10



ECO 10670 90 08 A7756.0E.94.10



# Maniglie incasso



**ECO10710**

Maniglie incasso **Tonda**  
Inox

45



**ECO10720**

Maniglia incasso  
Nottolino+Moneta **Tondo**  
Inox

45



**ECO10740**

Ditale di trascinamento  
**Tondo** Inox

45



**ECO10700**

Maniglia incasso **ovale**  
coprivite **Inox**

46



**ECO10711**

Maniglia incasso **Quadra**  
Inox

46



**ECO10721**

Maniglia incasso  
Nottolino+Moneta  
**Quadro** Inox

46



**ECO10741**

Ditale di trascinamento  
**Quadro** Inox

47



**ECO10701**

Maniglia incasso **quadra**  
coprivite **Inox**

47



**ECO10745**

**Serratura** con quadro  
**Inox**

47



Maniglie incasso **Tonda** Inox

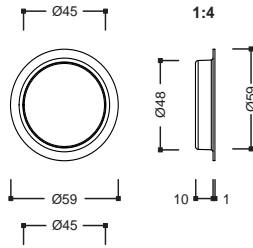


**ECO 10710**

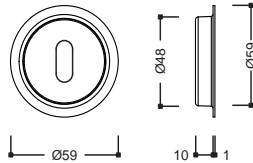
Inox Satinato AISI 316



ECO 10710 95 01 A0609.00.16.05



ECO 10710 95 05 A0609.01.16.05



<b>95 01</b>	Maniglia incasso Tonda 48mm coprivite cieca <b>Inox Sat.316</b>	8,480 PZ	1
<b>95 05</b>	Maniglia incasso Tonda 48mm coprivite f/chiave <b>Inox Sat.316</b>	11,660 PZ	1

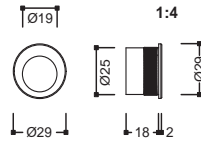


Maniglia incasso Nottolino+Moneta **Tondo** Inox

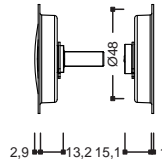
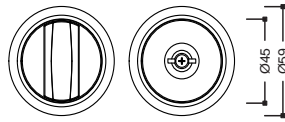


**ECO 10720**

Inox Satinato AISI 316



ECO 10720 95 01 A0609.KRO.16.01



<b>95 01</b>	Kit maniglia incasso Tondo 48mm Nott.+Moneta <b>Inox Sat.316</b>	32,860 PZ	1
--------------	--	-----------	---



Ditale di trascinamento **Tondo** Inox

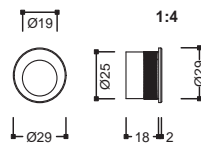


**ECO 10740**

Inox satinato AISI 316 L



ECO 10740 95 01 B0609.DI.16



<b>95 01</b>	Ditale di trascinamento Tondo <b>Inox Sat.316</b>	7,420 PZ	1
--------------	---	----------	---



**ECO 10700**

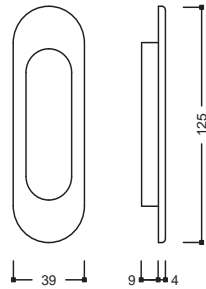
Inox Satinato AISI 316 L

1

Maniglie incasso

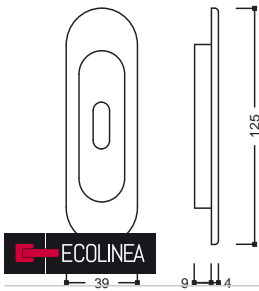


1:4



ECO 10700 95 01 AK509.00.16.10

95 01	Maniglia incasso ovale coprivite cieca <b>Inox Sat.316</b>	11,660 PZ	1
95 05	Maniglia incasso ovale coprivite f/chiave <b>Inox Sat.316</b>	14,840 PZ	1



ECO 10700 95 05 AK509.00.16.10

Maniglia incasso **Quadra** **Inox**

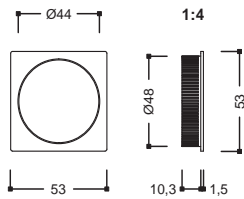


**ECO 10711**

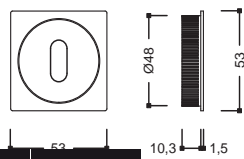
Inox Satinato AISI 316 L



ECO 10711 95 01 A0629.00.16.05



ECO 10711 95 05 A0629.00.16.05



95 01	Maniglia incasso Quadra 48mm coprivite cieca <b>Inox Sat.316</b>	9,540 PZ	1
95 05	Maniglia incasso Quadra 48mm coprivite f/chiave <b>Inox Sat.316</b>	12,720 PZ	1

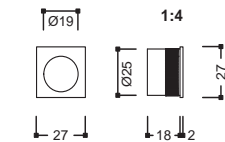


Maniglia incasso **Nottolino+Moneta** **Quadro** **Inox**



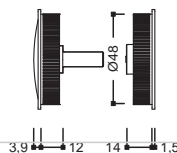
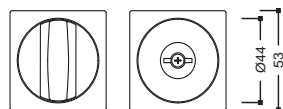
**ECO 10721**

Inox Satinato AISI 316 L



ECO 10721 95 01 A0629.KR0.16.01

95 01	Kit maniglia incasso Quadra 48mm Nott.+Moneta <b>Inox Sat.316</b>	38,160 PZ	1
-------	---	-----------	---





Ditale di trascinamento **Quadro** Inox



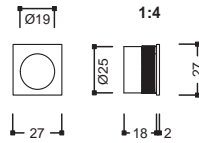
**ECO 10741**

Inox satinato AISI 316 L

<b>95 01</b>	Ditale di trascinamento Quadro <b>Inox Sat.316</b>	<b>8,480 PZ</b>	<b>1</b>
--------------	--	-----------------	----------



ECO 10741 95 01 B0629.DI.16



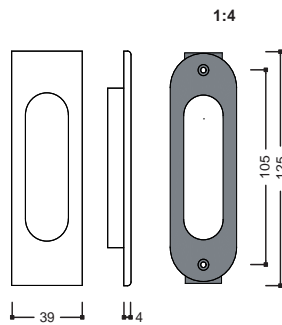
Maniglia incasso **quadra** coprivite **Inox**



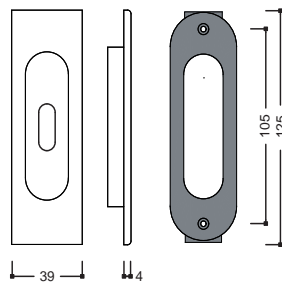
**ECO 10701**

Inox Satinato AISI 316 L

<b>95 01</b>	Maniglia incasso quadra coprivite cieca <b>Inox Sat.316</b>	<b>12,720 PZ</b>	<b>1</b>
<b>95 05</b>	Maniglia incasso quadra coprivite f/chiave <b>Inox Sat.316</b>	<b>15,900 PZ</b>	<b>1</b>



ECO 10701 95 01 AK629.00.16.10



ECO 10701 95 05 AK629.01.16.10



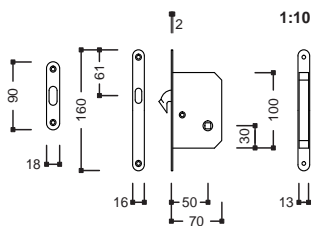
Serratura con quadro **Inox**



**ECO 10745**

Inox Satinato AISI 316 L

<b>95 01</b>	Serratura c/quadro 7 <b>Inox Sat.316</b>	<b>20,140 PZ</b>	<b>1</b>
--------------	--	------------------	----------



ECO 10745 95 01 SE12.08.16



**Battisti**

Battisti Francesco snc  
Via San Martino, 78 - 12032 Barge (CN)  
tel. +39 0175.346180 - fax +39 0175.346821  
[www.battisti.it](http://www.battisti.it) - [info@battisti.it](mailto:info@battisti.it)